

David Brown 990 Implematic Parts Book

DAVID BROWN

990 TRACTOR

PARTS CATALOGUE



DAVID BROWN TRACTORS LIMITED

DAVID BROWN


990 IMPEMATIC LIVEDRIVE

(MODEL VAD4/47A)

AND 990 IMPEMATIC

(MODEL VAD4/47B)

PARTS CATALOGUE



DAVID BROWN TRACTORS LIMITED
MELTHAM · HUDDERSFIELD · YORKSHIRE

Telephone Meltham 485

Publication DBT 494

Telegrams: Farming, Meltham

First edition : October 1961

Second edition : December 1961

Third edition : February 1963

INSTRUCTIONS FOR ORDERING

1. Order through your Dealer.
2. Quote Tractor and Engine Serial Number.
3. Give the part number and description of each part required.
4. Specify mode of transit: Post, Passenger or Goods Train.
5. Do not use the Special Order Forms for correspondence.
6. Correspondence relating to replacement parts should be addressed to:

**David Brown Tractors (Sales) Limited
Parts Department
Meltham
Huddersfield
Yorkshire**

Genuine "David Brown" parts only should be used for renewals.
The Company's guarantee is invalid if spurious parts are used.

ACCESSORIES

<i>Part No.</i>	<i>Unit</i>	<i>Page</i>
907796	U427 Ballast Weights—Front Wheels	57
906985	U375 Ballast Weights—Front Wheels	57
909326	U475 Ballast Weights—Front Wheels	57
21180	U184 Ballast Weights—Rear Wheels	57
907207	U406 Ballast Weights—Rear Wheels	57
906984	U374 Ballast Weights—Chassis	83
907602	U413 Belt Pulley, 5½ in. wide	39
908300	U440 Belt Pulley, 8 in. wide	39
907847	U414 Belt Pulley Guard	39
85660	U299 Downswept Exhaust... ..	21
907095	U392 Downswept Exhaust (Accommodates Loader)	21
961055	U371 Exhaust Brake	43
906690	U477 Extended Exhaust	20
85779	U279 External Three-way Hydraulic Valve (with Exactor Coupling)	72
961054	U279 External Three-way Hydraulic Valve (less Exactor Coupling)	72
906987	U377 Foot Throttle... ..	41
908035	U439 Horn and Push Button	53
907435	U417 Lamp—Rear Number Plate... ..	80
907187	U399 Overload Release and Hand Clutch (Livedrive)	27-75
907188	U400 Overload Release and Hand Clutch (Non-Livedrive)	27-75
906995	U385 Pick-Up Hitch	73
906989	U379 Power-Assisted Steering	49
906988	U378 PTO Guard	37
906993	U383 Radiator Blind	18
906992	U382 Stabiliser Bars	61
908031	U438 Thermometer	53
85782	U291 Linkage Drawbar	61

CONTENTS

Fig. No.		Page
1	Cylinder Block, Sleeves and Covers	4
2	Pistons, Connecting Rods, Flywheel, Crankshaft and Dynamo	6
3	Camshaft and Valve Mechanism	8
4	Cylinder Head and Water Pump	10
5	Fuel Pump and Equipment	12
6	Fuel Pump Drive	14
7	Oil Pump	15
8	Oil Filter	16
	Service Parts and Tools	17
9	Radiator and Blind	18
10	Air Cleaner	19
11	Manifolds and Exhaust	20
12	Downswept Exhaust	21
13	Double Clutch and Drive (Livedrive)	22
14	Single Clutch and Drive (Non-Livedrive)	24
15	Clutch—Foot Controls	26
16	Clutch—Hand Controls	27
17	Gearbox	28
18	Selector Mechanism—Gearbox	31
19	Differential	32
20	Differential Lock	33
21	Final Drive Reductions	34
22	Power Take-off Unit	36
23	Belt Pulley	38
24	Hand Throttle	40
25	Foot Throttle	41
26	Brake Controls	42
27	Exhaust Brake	43
28	Fuel Tank, Pipes and Fittings	44
29	Fuel Tank Support and Engine Controls	45
30	Steering Wheel and Column	46
31	Steering Box and Drop Arm	47
32	Power-assisted Steering	48
33	Bonnet, Mudguards and Seat	50
34	Instrument Panel	52
35	Rear Axle Casing, Cylinder and Ramshaft	54
36	Front and Rear Wheels	56
37	Front Axle	58
38	Universal Drawbar	60
39	Stabiliser Bars and Linkage Drawbar	61
40	Levelling Lever, Lift Rod and Lower Links	62
41	Hydraulic Lift Pump	64
42	Controls—Hydraulic Lift Pump	65
43	Oil Filter and Pipes—Hydraulic Lift Pump	66
44	Control Valve—Hydraulic Lift Pump	68
45	Depth Control Valve and Body	69
46	Hydraulic Controls	70
47	External Three-way Hydraulic Valve	72
48	Pick-up Hitch	73
49	Top Link	74
50	Override Mechanism and Ramshaft Bracket	76
51	Electrical Equipment	78
52	Main Frame and Covers	81
53	"Butler" Lamps	84

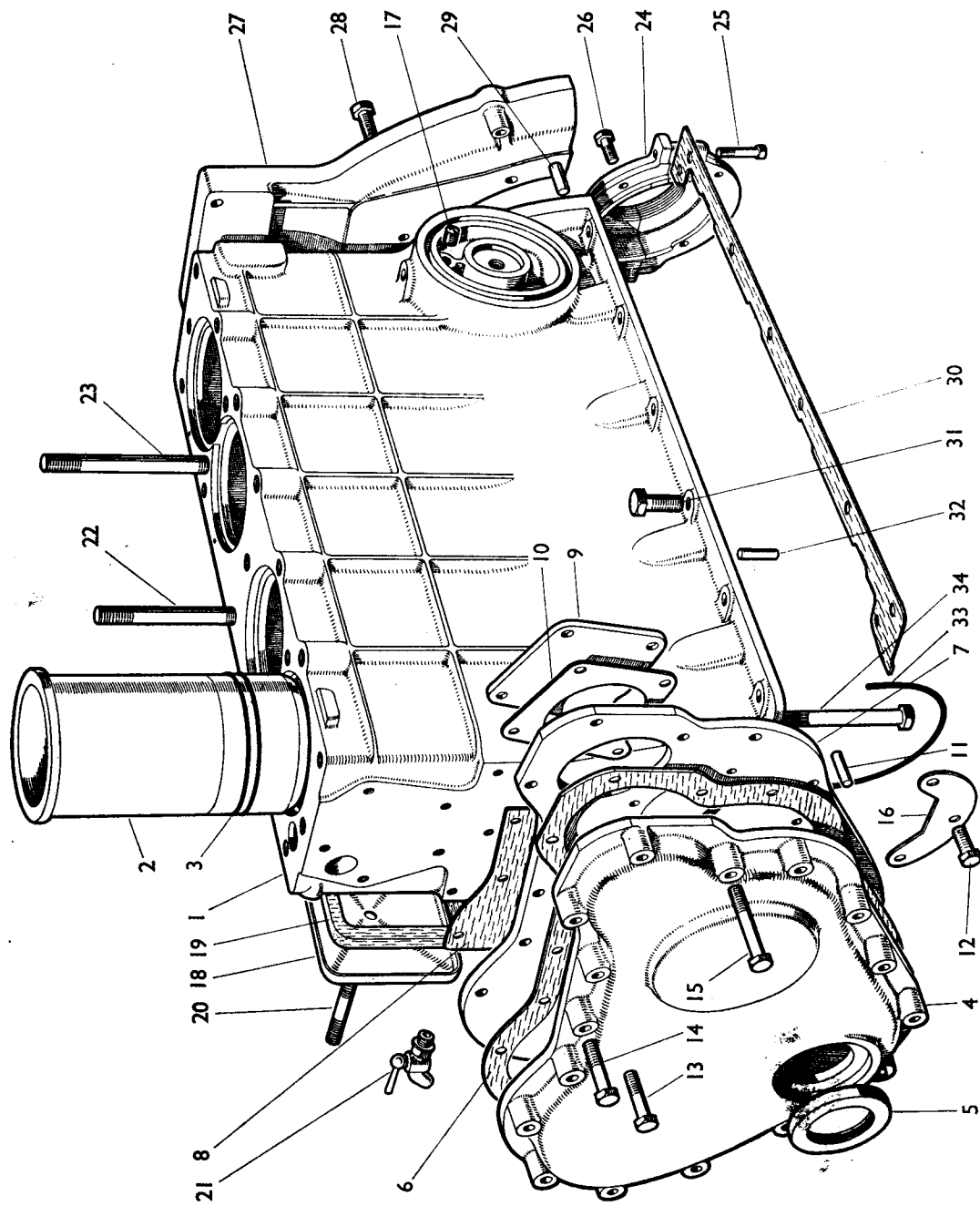


FIGURE 1

CYLINDER BLOCK, SLEEVES AND COVERS

Part No.	Description	Quantity	Remarks
1	961005 Cylinder Block (Less Sleeves)	1	
2	906859 Cylinder Sleeve	4	
3	66385 Seal—Sleeve	8	
	12258 Dowel	6	Main bearing
	902022 Bolt, $\frac{5}{8}$ UNC \times $3\frac{3}{8}$ in.	6	caps to
	12994 Tab Washer	6	cylinder block
4	904056 Cover—Timing Gear	1	
5	24855 Oil Seal	1	
6	904057 Gasket—Cover to Plate	1	
7	904058 Carrier Plate	1	
8	902031 Gasket—Plate to Block	1	
9	904059 Blanking Plate	1	
10	904060 Gasket—Blanking Plate to Carrier Plate	1	
11	621807 Dowel—Cover to Plate	4	
12	602803 Bolt, $\frac{7}{8}$ UNC \times $\frac{3}{4}$ in.—Carrier Plate	4	
13	600207 Bolt, $\frac{7}{8}$ UNC \times $1\frac{1}{2}$ in.	9	Timing
14	600209 Bolt, $\frac{7}{8}$ UNC \times 2 in.	1	gear
15	600210 Bolt, $\frac{7}{8}$ UNC \times $2\frac{1}{2}$ in.	3	cover
	600211 Bolt, $\frac{7}{8}$ UNC \times $2\frac{1}{4}$ in.	3	
	602801 Bolt, $\frac{7}{8}$ UNC \times $\frac{1}{2}$ in.	1	
	607001 Nut, $\frac{7}{8}$ UNC	3	
	19481 Spring Washer, $\frac{7}{8}$ in.	21	
16	902036 Baffle Plate	1	
17	905217 Taper Plug—Oil Cleaner Mounting Boss	1	
18	10029 Cover—Tappets	2	
19	10030 Gasket—Tappet Cover	2	
20	608206 Stud—Tappet Cover	2	
	607002 Nut, $\frac{3}{8}$ UNC	2	
	19504 Fibre Washer	2	
21	89737 Drain Tap	1	
	19502 Fibre Washer	1	
	30421 Sealing Washer	1	
22	906538 Stud—Cylinder Head	8	
23	906539 Stud—Cylinder Head	4	
	600870 Bolt, Special, $\frac{1}{2}$ UNC \times $4\frac{1}{4}$ in.—Cylinder Head	7	
	609440 Plug, $\frac{3}{8}$ UNC—Oil Gallery	1	
	626441 Copper Washer	2	
24	908398 Oil Retainer	1	
25	606558 Socket Screw, $\frac{7}{8}$ UNC	2	
	19481 Spring Washer, $\frac{7}{8}$ in.	2	
26	602804 Setscrew, $\frac{7}{8}$ UNC \times $\frac{7}{8}$ in.	4	
	19481 Spring Washer, $\frac{7}{8}$ in.	4	
27	903947 Support Plate—Starter	1	
28	602906 Setscrew, $\frac{3}{8}$ UNC \times $1\frac{1}{4}$ in.	6	
	19482 Spring Washer, $\frac{3}{8}$ in.	6	
29	621807 Dowel (Replaces 30745)	2	
	623523 "O" Ring, $2\frac{1}{8}$ in.—Camshaft Rear Bearing	1	
30	902044 Gasket—L.H.	1	Engine to
	902045 Gasket—R.H.	1	frame
31	602905 Setscrew, $\frac{3}{8}$ UNC \times $1\frac{1}{4}$ in.	12	
	19482 Spring Washer, $\frac{3}{8}$ in.	12	
32	31610 Dowel	2	Frame to
33	902046 Seal	2	cylinder
34	600460 Bolt—Special	4	block
	19482 Spring Washer, $\frac{3}{8}$ in.	4	
	961000 Engine Gasket Pack	—	
	961001 Gasket Pack (Decarbonising)	—	

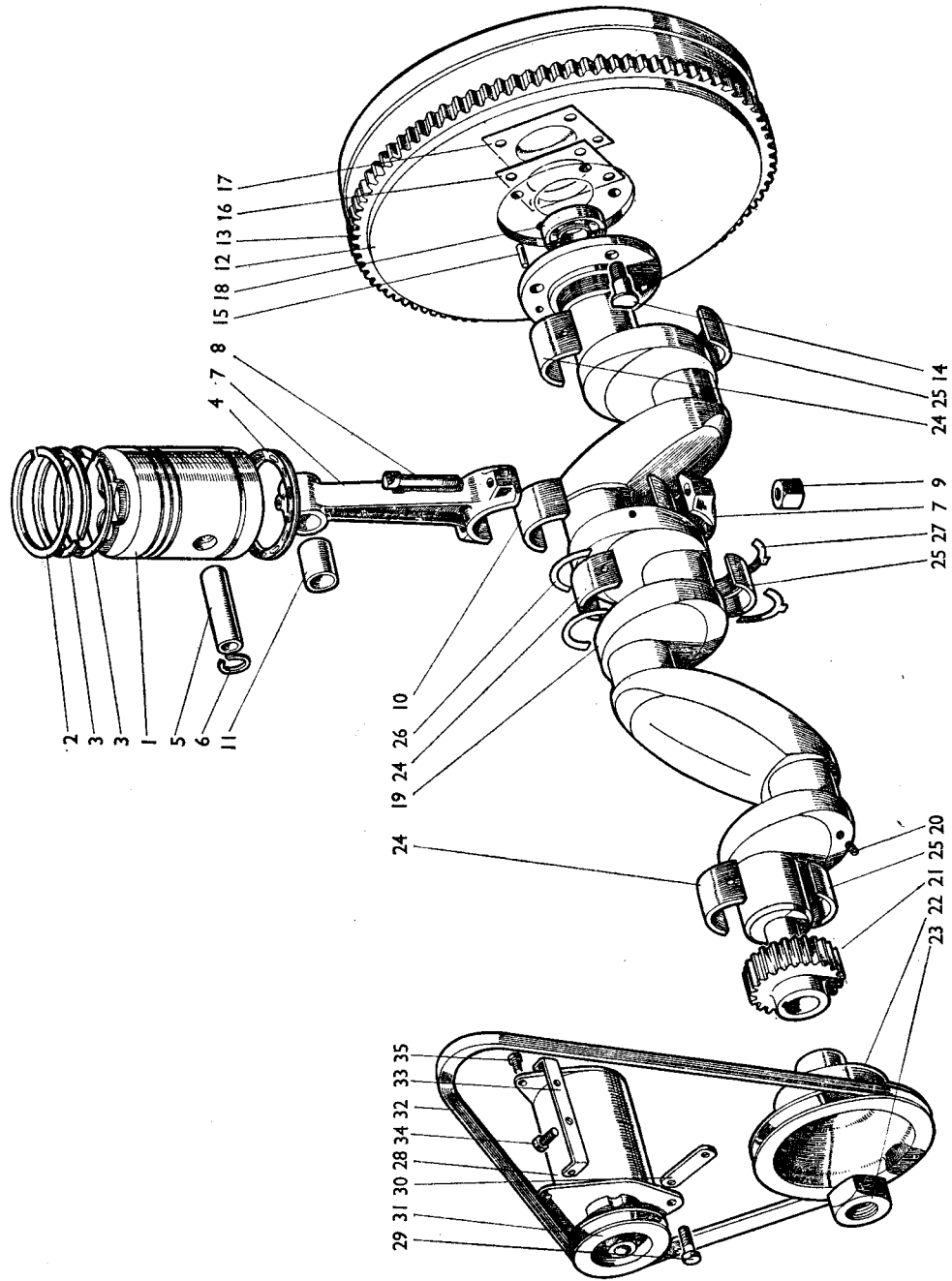


FIGURE 2

PISTONS, CONNECTING RODS, FLYWHEEL AND CRANKSHAFT

Part No.	Description	Quantity	Remarks
1	902667 Piston and Gudgeon Pin Assembly	4	
2	902668 Piston (Not supplied separately)	1	} 902667 Standard
3	64974 Piston Ring—No. 1 Compression	1	
4	64975 Piston Ring—No. 2 and 3 Compression	2	
5	83789 Piston Ring—Scraper... ..	1	
6	37023 Gudgeon Pin	1	
7	34501 Circlip	2	
7	63086 Connecting Rod and Cap Assembly	4	
8	901971 Bolt—Connecting Rod	8	} 63086
9	15135 Nyloc Nut, $\frac{7}{8}$ BSF	8	
10	907414 Bearing—Big End (Halves)	8	Standard
11	31669 Bearing—Small End	4	
12	906673 Flywheel and Starter Ring Assembly	1	Livedrive
12	906445 Flywheel (Not supplied separately)	1	906673
12	906670 Flywheel and Starter Ring Assembly	1	Non-livedrive
12	906671 Flywheel (Not supplied separately)	1	906670
13	36134 Starter Ring	1	906673 and 906670
14	903431 Bolt—Flywheel... ..	4	
15	10629 Dowel	1	
16	903254 Tab Washer	1	
	617003 Nut, $\frac{7}{8}$ UNF	4	
17	903255 Locating Disc	1	Livedrive only
18	19167 Ball Bearing	1	
19	961007 Crankshaft (with Bearings and Thrust Washers)	1	
20	606061 Grub Screw, $\frac{7}{8}$ UNC—Crankshaft Oilway	4	
21	901989 Gear—Crankshaft	1	
22	905230 Pulley—Crankshaft	1	
	19608 Key, Woodruff No. 606	1	
23	623300 Nut—Crankshaft	1	
	626403 Washer	1	
24	902037 Main Bearing—Upper	3	} Standard
25	902038 Main Bearing—Lower	3	
26	902023 Thrust Washer—Upper	2	
27	902024 Thrust Washer—Lower	2	

DYNAMO AND DRIVE

28	908882 Dynamo (Lucas C40A) (Replaces 35521)	—	
	35521 Dynamo (Lucas C39P)	—	
	961267 Female Connector (Lucar), 35 amp.	1	} Dynamo 908882 to Harness 907469
	961269 Insulator—35 amp. Connector	1	
	961266 Female Connector (Lucar), 14 amp.	1	
	961268 Insulator—14 amp. Connector	1	
29	15397 Bolt, $\frac{3}{8}$ ANF $\times \frac{7}{8}$ in.	1	
	902420 Washer	1	
	19481 Spring Washer, $\frac{3}{8}$ in.	1	
30	902063 Adjuster Strap	1	
31	900757 Pulley—Dynamo	1	
32	901111 Driving Belt	1	
33	902062 Bracket Support	1	
34	602903 Bolt, $\frac{3}{8}$ UNC $\times \frac{7}{8}$ in.	2	Bracket
	19482 Spring Washer, $\frac{3}{8}$ in.	2	to block
35	602805 Setscrew, $\frac{1}{8}$ UNC $\times 1$ in.—Dynamo to Bracket	2	
	607001 Nut, $\frac{1}{8}$ UNC	2	
	19481 Washer, $\frac{1}{8}$ in.... ..	2	

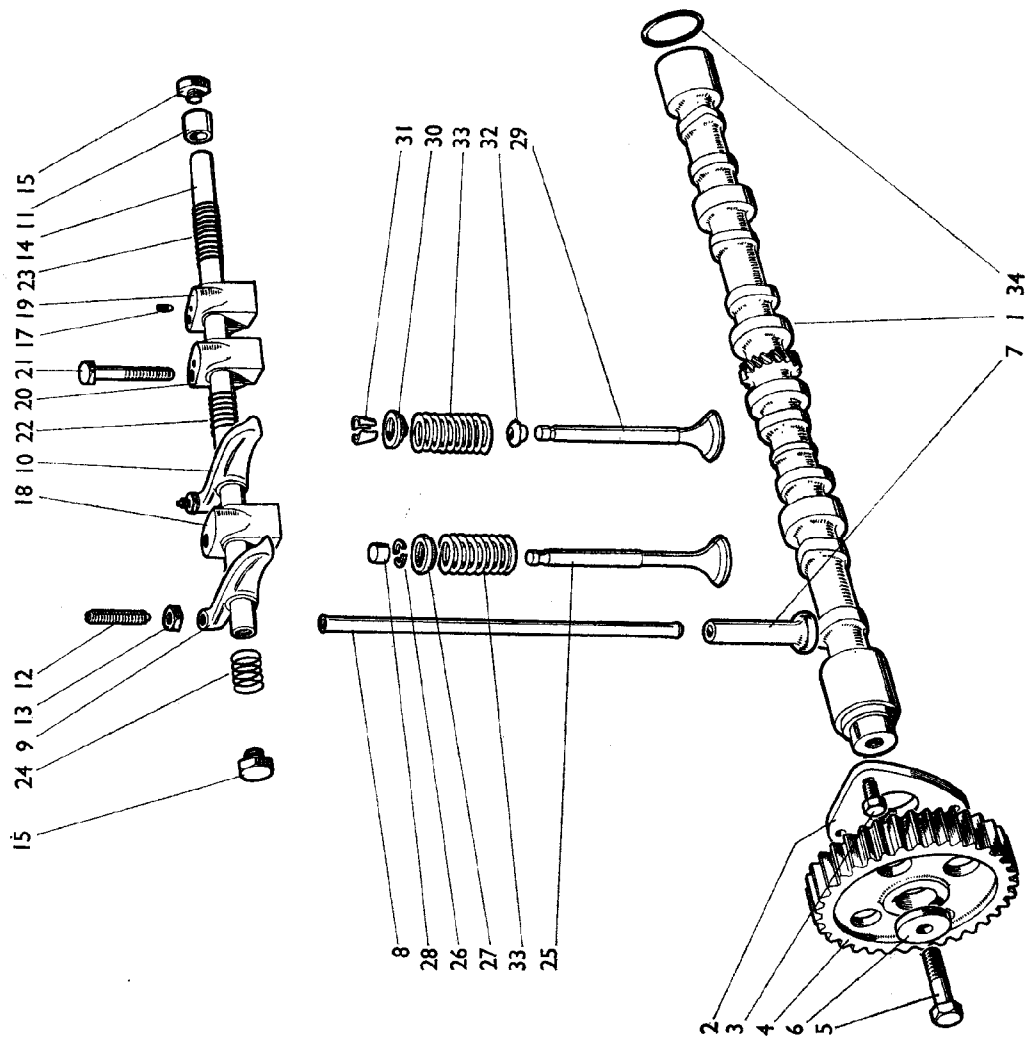


FIGURE 3

CAMSHAFT AND VALVE MECHANISM

Part No.	Description	Quantity	Remarks
1	902050 Camshaft	1	
2	902015 Locating Plate	1	
3	602805 Setscrew, $\frac{1}{8}$ UNC \times 1 in.	3	
	19481 Spring Washer, $\frac{1}{8}$ in.	3	
4	902016 Gear—Camshaft	1	
	19607 Key, Woodruff No. 506	1	
5	600700 Bolt, $\frac{1}{4}$ UNC \times 2 in.	1	
6	66382 Washer, $\frac{7}{8}$ in....	1	
7	901137 Tappet	8	
8	902035 Push Rod	8	
9	63089 Valve Rocker, R.H. (with Bush)	4	
10	63090 Valve Rocker, L.H. (with Bush)	4	
11	11060A Bush—Valve Rocker	8	
12	900413 Screw—Adjusting	8	
13	607052 Locknut, $\frac{3}{8}$ UNC	8	
14	909622 Shaft—Rocker (Supersedes 904192)... ..	1	
15	19590 Plug, $\frac{3}{8}$ BSP	2	
17	606051 Locating Screw	1	
18	903997 Bracket—Rocker Shaft (No. 1 and 3)	2	
19	903998 Bracket—Rocker Shaft (Rear)	1	
20	903997 Bracket—Rocker Shaft (No. 2) (Supersedes 906894)	1	
21	600412 Bolt, $\frac{3}{8}$ UNC \times 2 $\frac{1}{2}$ in.	4	
	19482 Spring Washer, $\frac{3}{8}$ in.	4	
22	11017 Locating Spring—Intermediate	2	
23	11034 Locating Spring—Centre	1	
24	11018 Locating Spring—Ends	2	
25	900417 Valve—Exhaust	4	
26	68412 Cotters—Exhaust Valve (Pairs)	4	
27	900419 Collar—Exhaust Valve	4	
28	68414 Cap—Exhaust Valve	4	
29	903994 Valve—Inlet	4	
30	903995 Collar, Inlet Valve	4	
31	65893 Cotters—Inlet Valve (Pairs)	4	
32	903996 Seal—Inlet Valve	4	
33	907894 Spring—Valve	8	
34	623523 "O" Ring, 2 $\frac{1}{8}$ in.	1	
	908082 Valve—Inlet	—	} .010 in. Oversize Stem
	908083 Valve—Exhaust	—	

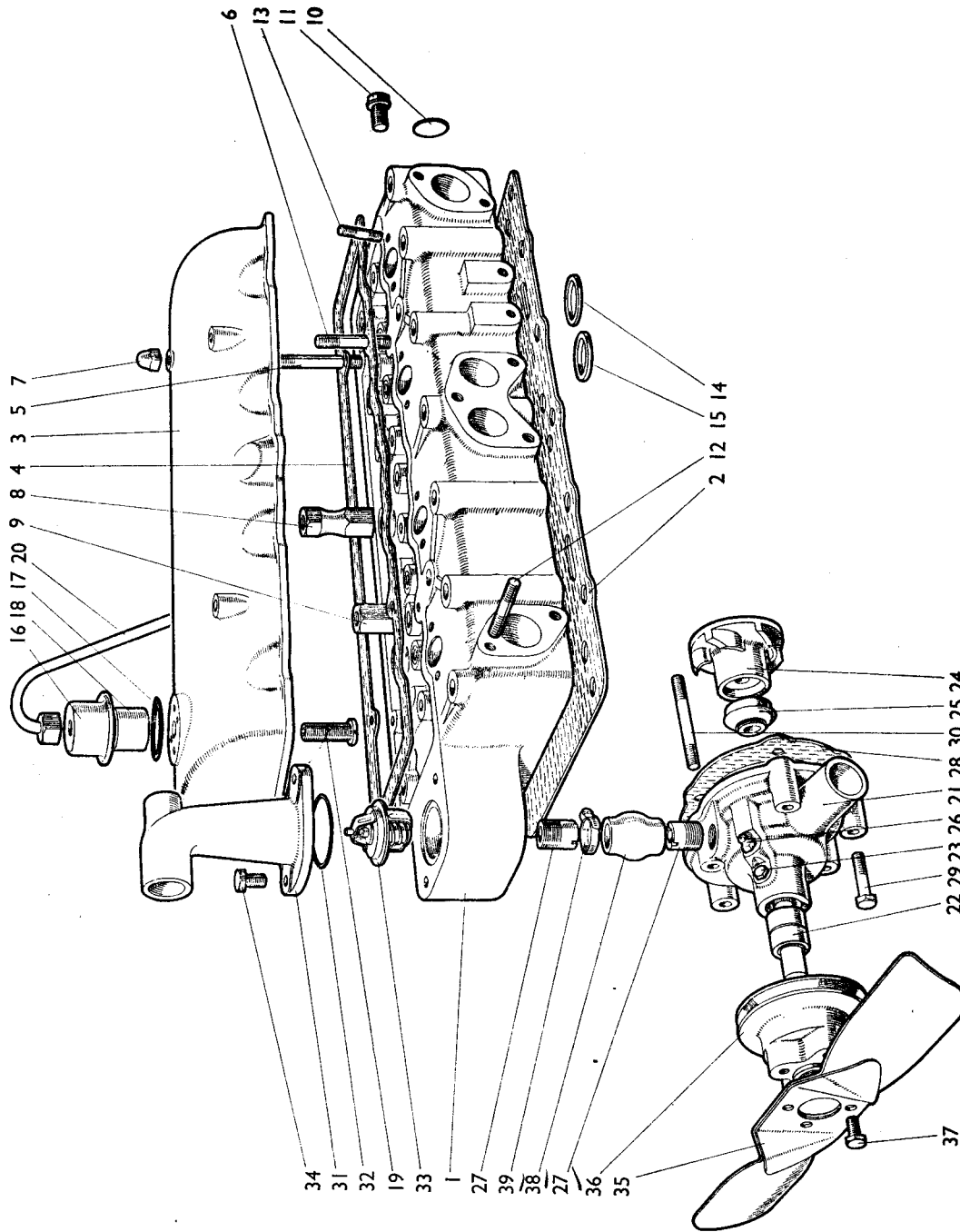


FIGURE 4

Fig. 4 Part No. Description Quantity Remarks

CYLINDER HEAD AND WATER PUMP

Part No.	Description	Quantity	Remarks
1 961010	Cylinder Head (with Valve Inserts and Plugs)	1	
2 902040	Gasket—Head to Block	1	
3 905228	Cover—Cast, Cylinder Head	1	} Alternatives
3 906975	Cover—Pressed Steel, Cylinder Head	1	

Fig. 4	Part No.	Description	Quantity	Remarks
4	905229	Gasket—Cylinder Head Cover	1	
	608110	Stud, $\frac{5}{16}$ UNC \times $3\frac{1}{2}$ in.	2	Cylinder Head Cover 905228
	608116	Stud, $\frac{5}{16}$ UNC \times $3\frac{1}{4}$ in.	2	
5	608118	Stud, $\frac{5}{16}$ UNC \times $3\frac{7}{8}$ in.	2	Cylinder Head Cover 906975
6	608119	Stud, $\frac{5}{16}$ UNC \times $2\frac{1}{2}$ in.	2	
	14988	Copper-Asbestos Washer (Replaces 626762)	4	
7	607252	Domed Nut, $\frac{5}{16}$ UNC	4	
	617581	Nut—Special	3	
	608870	Bolt, Special, $\frac{1}{2}$ UNC \times $4\frac{1}{2}$ in.	7	Cylinder Head
8	906536	Nut—Elongated	7	
9	906898	Nut—Lifting	2	
	900431	Plug—Taper	4	
10	623810	Welch Plug, 1 in.	1	
11	19591	Flanged Plug, $\frac{1}{8}$ BSP	1	
	16732	Copper Washer, $\frac{1}{8}$ BSP	1	
12	608203	Stud—Manifold	12	
	608214	Stud—Conduit to Inlet Manifold	2	
	608216	Stud—Exhaust Manifold	1	
13	608107	Stud—Injector	8	
	607001	Nut, $\frac{5}{16}$ UNC	8	
	19481	Spring Washer, $\frac{5}{16}$ in.	8	
14	905202	Insert—Inlet Seat	4	
15	62034	Insert—Exhaust Seat	4	
16	907108	Cover	1	
17	626901	Seal	1	
18	907110	Element—Engine Breather	1	
	909671	Connection	1	
	909672	Distance Piece	1	From Engine No. AD4/47A 37593
	909669	Breather Pipe...	1	
	626443	Copper Washer	2	From Engine No. AD4/47B 33527
	617371	Domed Nut, $\frac{1}{2}$ UNF	1	
19	907057	Connection	1	
	617054	Locknut, $\frac{1}{2}$ UNF	2	Up to Engine No. AD4/47A 37592...
	626676	Washer...	1	
20	907003	Pipe	1	Up to Engine No. AD4/47B 33526...
	902765	Oil Pipe—Block to Head	1	
	619525	Plug, $\frac{3}{8}$ UNF	1	Water outlet pipe
	626444	Copper Washer	1	
	961011	Water Pump (Complete)	1	Thermometer Blanking-off
21	902029	Water Pump Body	1	
22	11651	Shaft and Bearing—Pump	1	
23	903810	Locating Screw—Bearing	1	
	11673	Tab Washer	1	
24	900472	Impeller	1	
25	68949	Seal—Gland	1	
26	12250	Grease Nipple	1	
27	904195	Connection—By-pass	2	
28	902030	Gasket—Pump to Block	1	
29	600209	Bolt, $\frac{5}{16}$ UNC \times 2 in.	4	Water pump to block
30	608111	Stud, $\frac{5}{16}$ UNC \times 3 in.	1	
	19481	Spring Washer, $\frac{5}{16}$ in.	5	
	607001	Nut, $\frac{5}{16}$ UNC	1	
31	906781	Pipe—Water Outlet	1	
32	68951	“O” Ring	1	
33	900368	Thermostat	1	
	910411	Gasket	1	
34	602805	Setscrew, $\frac{5}{16}$ UNC \times 1 in.	2	
	19481	Spring Washer, $\frac{5}{16}$ in.	2	
35	30668	Fan (Two-blade)	1	
36	900476	Pulley—Fan	1	
37	602902	Bolt, $\frac{3}{8}$ UNC \times $\frac{3}{4}$ in.	4	
	19482	Spring Washer, $\frac{3}{8}$ in.	4	
38	904196	Hose—By-pass	1	
39	621771	Clip—Hose	2	
	961004	Water Pump Repair Pack	—	

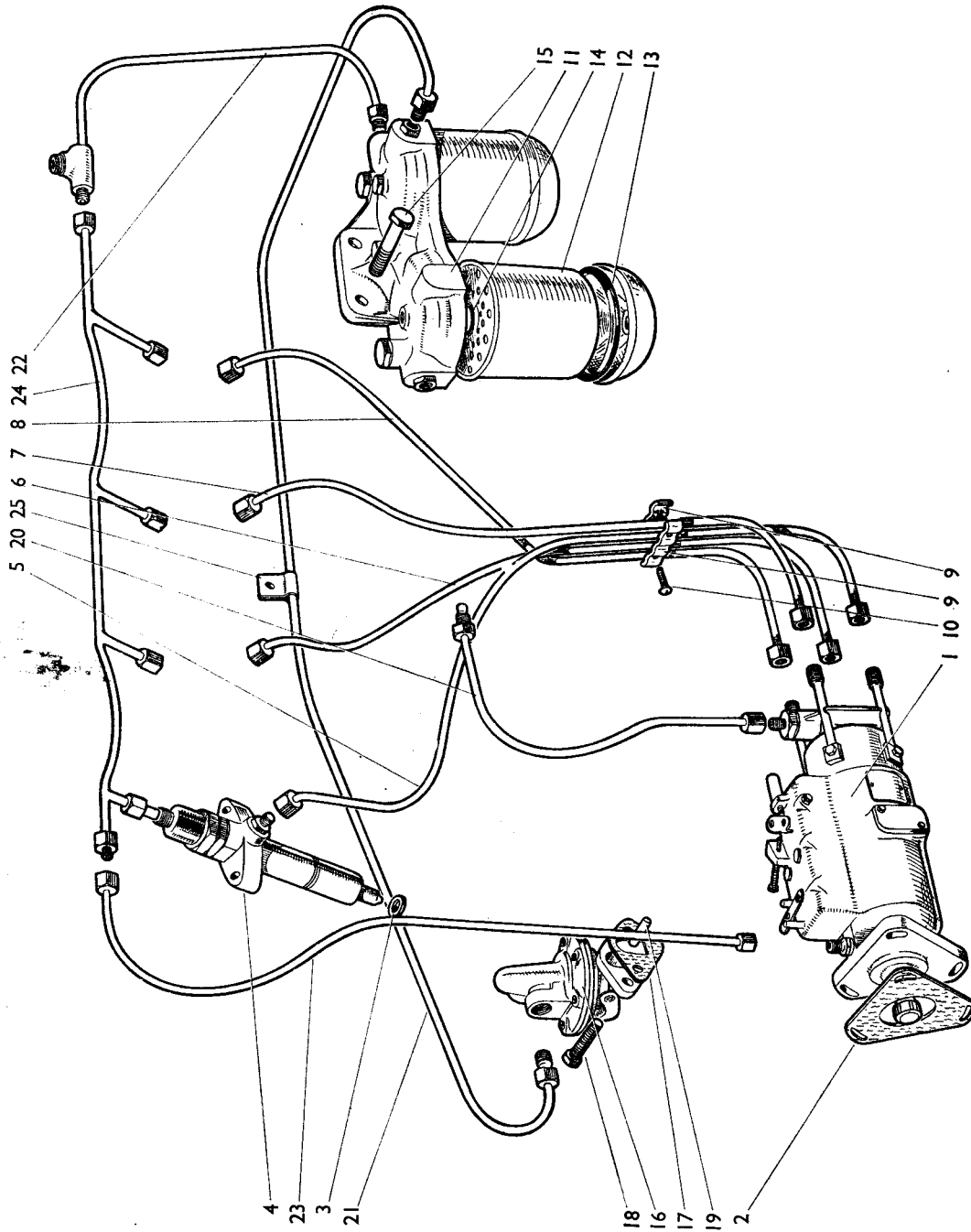


FIGURE 5

FUEL PUMP AND EQUIPMENT

Part No.	Description	Quantity	Remarks
1	906899 Distributor Injection Pump (CAV 3243090) ...	1	
2	68349 Gasket—Pump to Plate ...	1	
	607001 Nut, $\frac{1}{8}$ UNC ... Injection ...	3	
	19481 Spring Washer, $\frac{3}{8}$ in. ... pump ...	3	
	19471 Washer, $\frac{1}{8}$ in. ... mounting ...	3	
3	901092 Washer—injector ...	4	
4	904442 Nozzle and Holder ...	4	
	960987 Cap—injector ...	4	} 904442
	902103 Nozzle—injector ...	4	
5	902722 Fuel Pipe—No. 1 Cylinder ...	1	
6	902724 Fuel Pipe—No. 2 Cylinder ...	1	
7	904275 Fuel Pipe—No. 3 Cylinder ...	1	
8	904277 Fuel Pipe—No. 4 Cylinder ...	1	
9	900844 Clip—Pipes ...	2	
10	12217 Screw, 2 BA $\times \frac{3}{8}$ in. } Injector Pipes ...	2	
	11109 Nut, 2 BA ...	2	
	19488 Spring Washer, $\frac{3}{8}$ in. ...	2	
11	906708 Fuel Filter (Complete) ...	1	
12	960911 Element ...	2	
13	960936 Sealing Washer (Supplied with Element) ...	4	} Part of 906708
14	960937 "O" Ring—Small ...	4	
15	600406 Bolt, $\frac{3}{8}$ UNC $\times 1\frac{1}{2}$ in. ... Fuel filter ...	2	} Replaces 600405
	19482 Spring Washer, $\frac{3}{8}$ in. ... to head ...	2	
	627042 Distance Piece—Fuel Filter (Replaces 627040) ...	2	
16	902135 Fuel Feed Pump ...	1	
	12863 Diaphragm ...	1	
	960958 Spring (Green)—Diaphragm ...	1	
17	902136 Gasket ...	1	
18	602804 Setscrew, $\frac{1}{8}$ UNC $\times \frac{7}{8}$ in. ... Feed pump ...	2	
	19481 Spring Washer, $\frac{1}{8}$ in. ... to block ...	2	
19	902068 Push Rod—Feed Pump ...	1	
20	902731 Fuel Pipe—Filter to Injection Pump ...	1	
21	907033 Fuel Pipe—Feed Pump to Filter ...	1	
22	907037 Fuel Pipe—Leak-off to Filters ...	1	
23	907035 Fuel Pipe—Injection Pump Leak-off ...	1	
	621610 Clip—Pipe to Exhaust Manifold ...	1	
24	904250 Leak-off Pipe ...	1	
25	621603 Clip—Fuel Pipe to Manifold Stud ...	1	

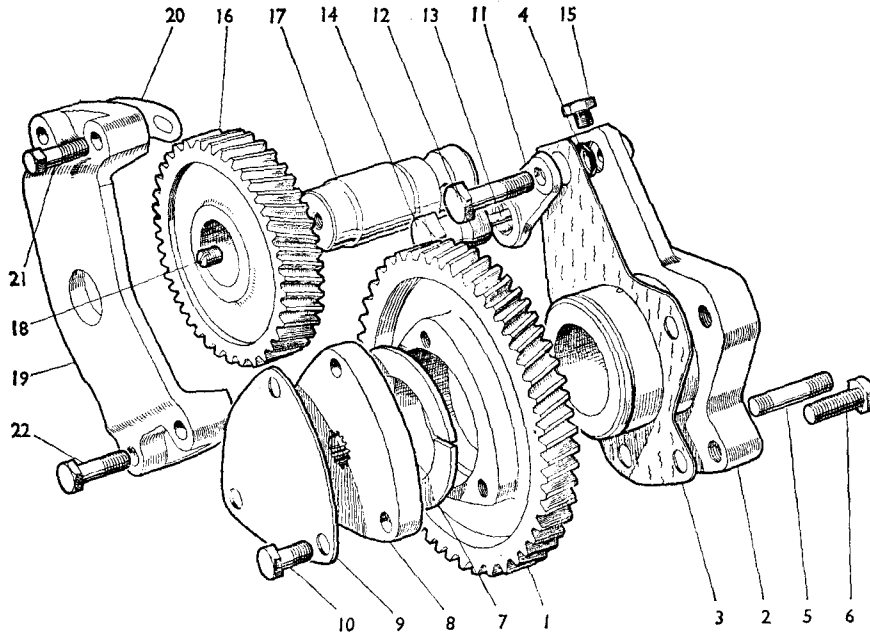


FIGURE 6

Fig. 6 Part No. Description Quantity Remarks

FUEL PUMP DRIVE

1	902006	Drive Gear—Fuel Pump	1	
2	904061	Support Flange	1	
3	904062	Gasket	1	
4	24779	"O" Ring	1	
5	608106	Stud, $\frac{1}{2}$ UNC \times 2 in.—Injection Pump Mounting...	3	
6	602806	Setscrew, $\frac{1}{8}$ UNC \times $1\frac{1}{8}$ in.	1	
	19481	Spring Washer, $\frac{1}{8}$ in.	1	
7	902007	Thrust Washer (2 halves)	1	
8	902008	Coupling—Pump	1	
9	902009	Retaining Plate	1	
10	600353	Bolt—Special	3	
11	902010	Connection—Oil Feed	1	
12	600354	Bolt—Special	1	
	24784	Washer, $\frac{1}{8}$ in.	2	
	902014	Restrictor Tube Assy.	1	
13	902013	Restrictor Tube	1	} 902014
14	902012	Banjo Bolt, $\frac{5}{8}$ UNC	1	
15	609441	Plug, $\frac{1}{4}$ UNC	Fuel pump	...	1	
	626442	Copper Washer	support flange	...	2	
16	904074	Gear—Intermediate	1	
17	904075	Shaft—Intermediate Gear	1	
18	606021	Plug	2	
19	904073	Bracket—Intermediate Gear Support	1	
20	902113	Shim, .003 in.	As req'd.	
	902114	Shim, .010 in.	As req'd.	
	908713	Shim, .020 in.	As req'd.	
21	600207	Bolt, $\frac{1}{2}$ UNC \times $1\frac{3}{4}$ in.	Support	...	2	
22	600209	Bolt, $\frac{1}{2}$ UNC \times 2 in.	bracket—	...	2	
	19481	Spring Washer, $\frac{1}{8}$ in.	intermediate gear...	...	4	

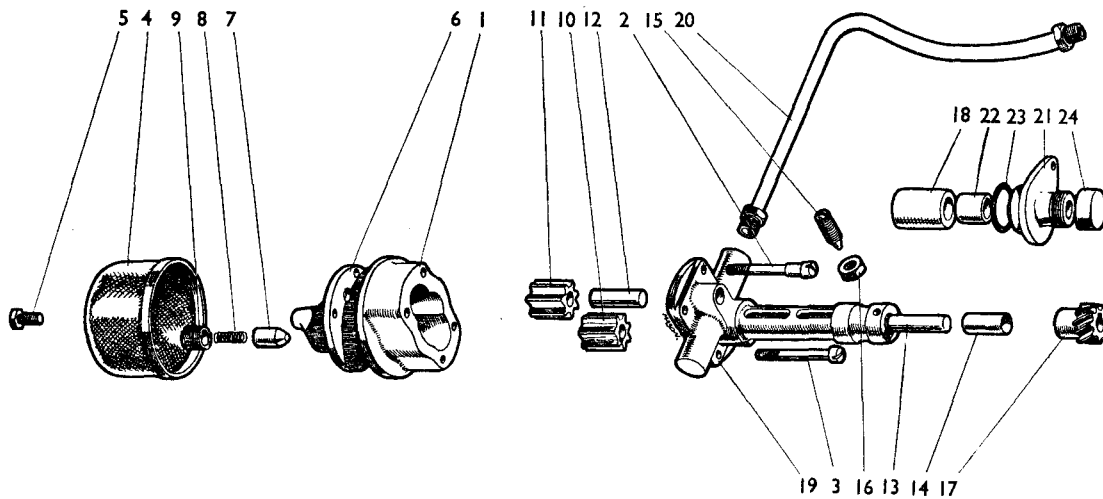


FIGURE 7

Fig. 7 Part No. Description Quantity Remarks

OIL PUMP

Part No.	Description	Quantity	Remarks
63091	Oil Pump (Complete)	1	
1 63092	Gear Housing (Supplied with Bracket)	1	
2 902061	Fitting Bolt, $\frac{1}{4}$ UNC \times $2\frac{1}{8}$ in.	2	
3 600011	Bolt, $\frac{1}{4}$ UNC \times $2\frac{1}{8}$ in.	2	
607000	Nut, $\frac{1}{4}$ UNC	4	
19480	Spring Washer, $\frac{1}{4}$ in.	4	
4 12013	Gauze—Filter Assembly	1	
5 602701	Setscrew, $\frac{1}{4}$ UNC \times $\frac{1}{2}$ in.	1	
19480	Spring Washer	1	
900752	Relief Valve Assembly	1	
6 900753	Cover—Pump Body	1	} 900752
7 67461	Plunger	1	
8 12961	Spring	1	
9 30013	Screw—Adjusting	1	
10 902058	Driving Rotor	1	
11 902059	Driven Rotor	1	
19604	Key, Woodruff No. 405	2	
12 902060	Driven Spindle	1	
13 904216	Driving Spindle	1	
14 30016	Bush	1	
15 900748	Locating Screw—Bracket	1	
16 607053	Locknut, $\frac{7}{8}$ UNC	1	
626610	Rolled Copper Washer	1	
17 902051	Spiral Pinion	1	
18 902069	Locating Bush...	1	
19 63092	Bracket and Gear Housing (Not supplied separately)	1	
20 904180	Oil Pipe—Pump to Cleaner	1	
21 906553	Bracket—Tractormeter	1	
22 39282	Bush	1	
23 16351	"O" Ring Seal	1	
602804	Setscrew, $\frac{7}{8}$ UNC \times $\frac{7}{8}$ in.	1	
19481	Spring Washer	1	
24 907044	Cover—Tractormeter Bracket	1	
907127	Disc Seal	1	

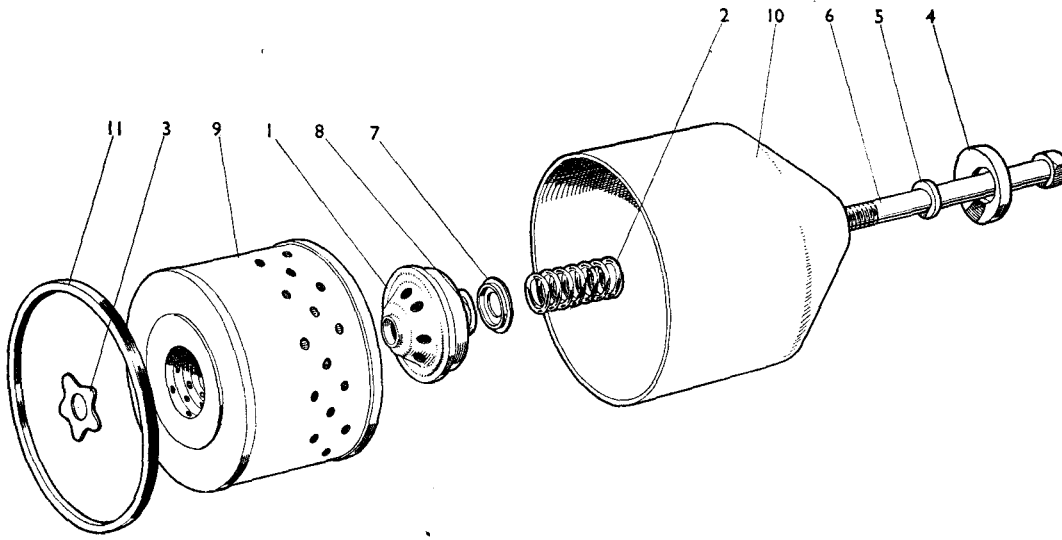


FIGURE 8

Fig. 8	Part No.	Description	Quantity	Remarks
		OIL FILTER		
	907654	Oil Filter (Complete)	1	Alternative to 907657
10	903222	Bowl and Relief Valve Assembly... ..	1	} 907654
1	903057	Relief Valve... ..	1	
2	903056	Spring	1	
3	903058	Locating Plate	1	
4	903053	Collar	1	
5	903054	Sealing Ring	1	
6	903052	Bolt, $\frac{7}{8}$ UNC \times $5\frac{3}{8}$ in.	1	
7	19473	Washer, $\frac{7}{8}$ in.	1	
8	903075	Sealing Washer, $\frac{7}{8}$ in.	1	
9	902321	Element (including Ring 87644)	1	
11	87644	Sealing Ring	1	
	907657	Bowl and Relief Valve Assembly (AC-Delco)	1	Alternative to 907654
	907658	Relief Valve	1	} 907657
	907659	Bolt	1	
	907769	Washer	1	
	907770	Sealing Ring	1	
	907771	Collar	1	
	907772	Bowl	1	
	907773	Spring	1	
	907774	Washer	1	
	907775	Sealing Washer	1	
	907776	Locating Plate	1	
	902125	Element (Interchangeable with 902321)	1	
11	87644	Sealing Ring	1	

Part No.	Description	Quantity	Remarks
SERVICE PARTS AND PACKS			
961050	Diesel Engine, 3 $\frac{5}{8}$ in. bore—less Dynamo, Starter and Clutch (Reconditioned) AD4/47A	1	Livedrive
961051	Diesel Engine, 3 $\frac{5}{8}$ in. bore—less Dynamo, Starter and Clutch (Reconditioned) AD4/47B	1	Non-Livedrive
961002	Sleeve and Piston Pack (Single)	4	
67922	Piston Ring Pack	1	Standard
67923	Piston Ring Pack	1	.010 in. Oversize
67924	Piston Ring Pack	1	.020 in. Oversize
67925	Piston Ring Pack	1	.040 in. Oversize
65035	Piston Ring—No. 1 Compression	4	.010 in. Oversize
65036	Piston Ring—No. 2 and 3 Compression	8	
89074	Piston Ring—Scraper...	4	
908084	Piston Assembly (Complete with Rings)	4	908084
908085	Piston (Not supplied separately)	1	
65030	Piston Ring—No. 1 Compression	1	
65031	Piston Ring—No. 2 and 3 Compression	2	
89076	Piston Ring—Scraper	1	.020 in. Oversize
908086	Piston Assembly (Complete with Rings)	4	908086
908087	Piston (Not supplied separately)	1	
65033	Piston Ring—No. 1 Compression	1	
65034	Piston Ring—No. 2 and 3 Compression	2	
89078	Piston Ring—Scraper...	1	.040 in. Oversize
908072	Bearing—Big End (Halves)	8	.010 in. Undersize
908073	Bearing—Big End (Halves)	8	.020 in. Undersize
908074	Main Bearing—(Upper)	3	.010 in. Undersize
908075	Main Bearing—(Lower)	3	
908076	Main Bearing—(Upper)	3	.020 in. Undersize
908077	Main Bearing—(Lower)	3	
908078	Thrust Washer—(Upper)	2	.005 in. Oversize
908079	Thrust Washer—(Lower)	2	
908080	Thrust Washer—(Upper)	2	.020 in. Oversize
908081	Thrust Washer—(Lower)	2	
961038	Main and Big End Bearing Pack	1	Standard
961039	Main and Big End Bearing Pack	1	.010 in. Undersize
961040	Main and Big End Bearing Pack	1	.020 in. Undersize
908082	Valve—Inlet	4	.010 in. Oversize Stem
908083	Valve—Exhaust	4	
961000	Engine Gasket Pack	1	
961001	Gasket Pack (Decarbonising)	1	
961004	Water Pump Repair Pack	1	
961003	Hydraulic Pump, Valve Housing and Gear (Reconditioned)	1	
960595	Brake Lining and Rivet Pack (Four Linings with Rivets)	1	
960998	Loctite Sealant	10 c.c. bottles	
961061	Molybdenum Disulphide	1 lb. tin (453 gr.)	
961060	Molybdenum Disulphide	2 oz. tube (57 gr.)	
TOOLS			
627607	Spanner, 1 $\frac{1}{8}$ AF \times $\frac{1}{8}$ AF	1	
627603	Spanner, $\frac{3}{8}$ AF \times $\frac{3}{8}$ AF	1	
627604	Spanner, $\frac{9}{16}$ AF \times $\frac{1}{2}$ AF	1	
627608	Spanner, $\frac{7}{16}$ AF \times $\frac{7}{16}$ AF	1	
64256	Grease Gun	1	
627609	Box Spanner, $\frac{1}{2}$ AF \times $\frac{3}{4}$ AF	1	
63474	Tommy Bar, $\frac{5}{8}$ dia. \times 12 in.	1	
627610	Box Spanner, $\frac{7}{16}$ AF \times $\frac{1}{2}$ AF	1	
19806	Tommy Bar, $\frac{5}{8}$ dia. \times 6 in.	1	
19803	Screw Driver	1	
39426	Wrench—Drain Plug	1	
38618	Wheel Brace	1	

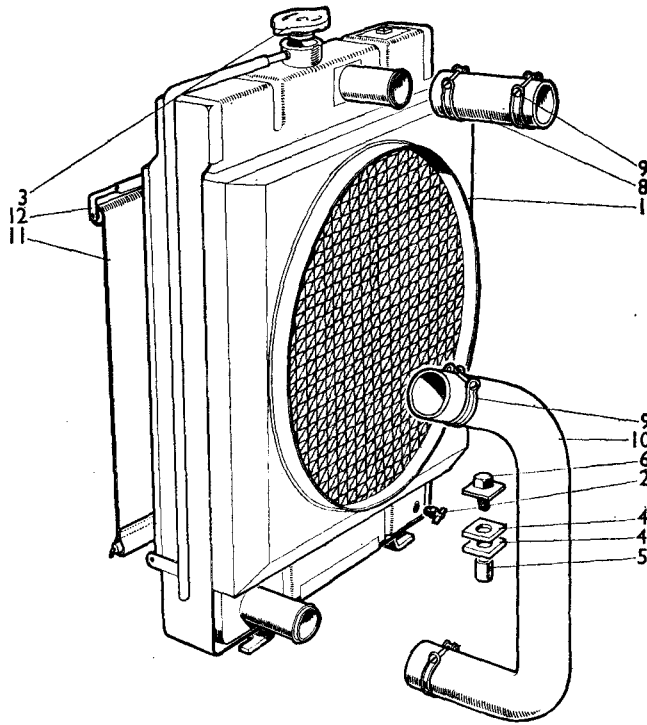


FIGURE 9

Fig. 9 Part No.

Description

Quantity

Remarks

RADIATOR AND BLIND

Part No.	Description	Quantity	Remarks
1	907084 Radiator, 50 mm. Block	1	} Alternatives
	908039 Radiator, 80 mm. Block	1	
2	622060 Drain Tap, 1/4 BSP	1	
	19501 Fibre Washer	1	
3	906196 Filler Cap (Supplied with Radiator)	1	
4	85434 Foot Packing	4	
5	85435 Distance Tube	2	
6	908340 Foot Clamp (Supersedes 85436)	2	
	19483 Spring Washer, 7/8 in.	2	
	607003 Nut, 7/8 UNC	2	
8	37575 Hose—Radiator Inlet	1	
9	13078 Hose Clip, 1 7/8 in. Dia.	4	
10	906875 Hose—Radiator Outlet	1	
11	64924 Radiator Blind	1	
12	64925 Pull Rod	1	
	907290 Control Cord	1	
	907291 Control Tube	1	
	89494 Control Grip	1	
	89501 Brass Ferrule	1	
	36895 Anchor	1	
	11109 Nut, 2BA	1	} U383 (906993)
	900553 Distance Piece	2	
	19496 Washer, 3/8 in....	2	
	621616 Clip—Control Tube to Inlet Manifold	1	
	621622 Clip—Control Tube (Replaces 19925)	1	
	621620 Clip—Air Cleaner Pipe	1	} Tube to air cleaner pipe
	614983 Screw, Pan Head, No. 10 UNF	1	
	617049 Nut, No. 10 UNF	1	

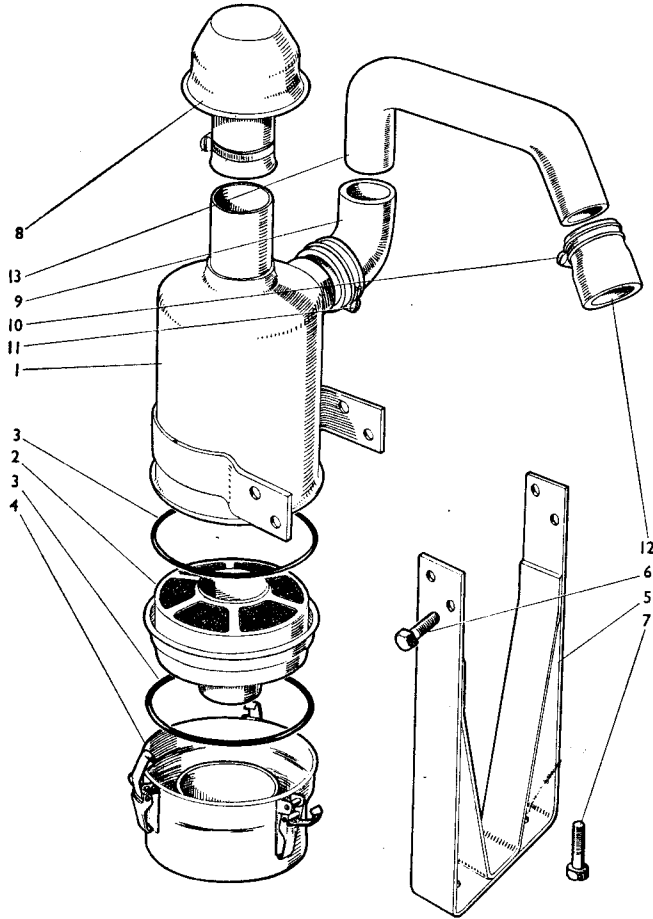


FIGURE 10

Fig. 10 Part No.

Description

Quantity

Remarks

AIR CLEANER

1	906529	Air Cleaner, 6 in. Dia. (Complete)	1
2	900218	Lower Element	1
3	902981	Rubber Sealing Ring	2
4	903432	Bowl (with Toggle Clips)	1
5	906528	Bracket—Air Cleaner	1
6	602802	Setscrew, $\frac{7}{8}$ UNC \times $\frac{5}{8}$ in.—Bracket to Air Cleaner	4
	19481	Spring Washer, $\frac{1}{2}$ in.	4
	607001	Plain Nut, $\frac{7}{8}$ UNC	4
7	602804	Setscrew, $\frac{7}{8}$ UNC \times $\frac{7}{8}$ in.—Bracket to Front Extension	2
	19481	Spring Washer, $\frac{1}{2}$ in.	2
8	906619	Pre-Cleaner	1
9	906872	Elbow Coupling	1
10	13083	Hose Clip, $2\frac{1}{2}$ in. Dia. (Replaces 13082)	1
11	13085	Hose Clip, $2\frac{3}{4}$ in. Dia.	1
12	906874	Hose Coupling	1
13	906873	Pipe—Cleaner to Manifold	1
	13083	Hose Clip, $2\frac{1}{2}$ in. Dia. (Replaces 13082)	1
	13085	Hose Clip, $2\frac{3}{4}$ in. Dia.	1
	13445	Jubilee Clip, No. 2—Manifold Pipe to Radiator	1
	903381	Transfer—Air Cleaner (English)	1

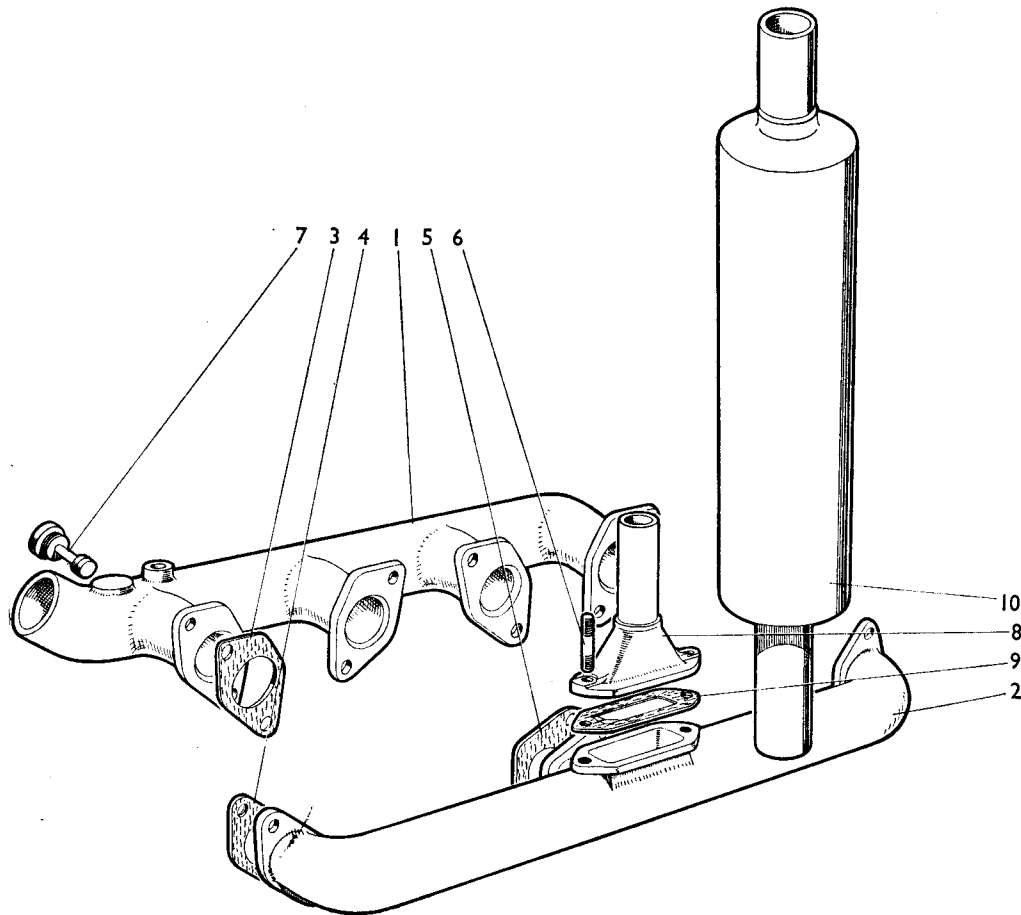


FIGURE 11

Fig. 11 Part No.

Description

Quantity

Remarks

MANIFOLDS AND EXHAUST

Fig. 11	Part No.	Description	Quantity	Remarks
1	905206	Manifold—Air Inlet	1	
2	906744	Manifold—Exhaust	1	
3	905205	Gasket—Inlet Manifold	2	
	907746	Gasket—Inlet Manifold	2	
4	900771	Gasket—Exhaust Manifold	2	
5	900772	Gasket—Exhaust Manifold	1	
	607045	Nut, $\frac{3}{8}$ UNC	17	
6	608203	Stud, $\frac{3}{8}$ UNC \times 1- $\frac{7}{8}$ in.	2	
7	906039	Ether Plug	1	
8	905165	Flange—Exhaust	1	
9	68327	Gasket—Exhaust Flange	1	
10	905166	Silencer—Exhaust	1	
	909689	Extended Exhaust—Silencer	1	U477 (906690)
	908255	Pipe—Exhaust Drain	1	
	626009	Union	1	
	19588	Olive	1	
	623204	Union Nut	1	

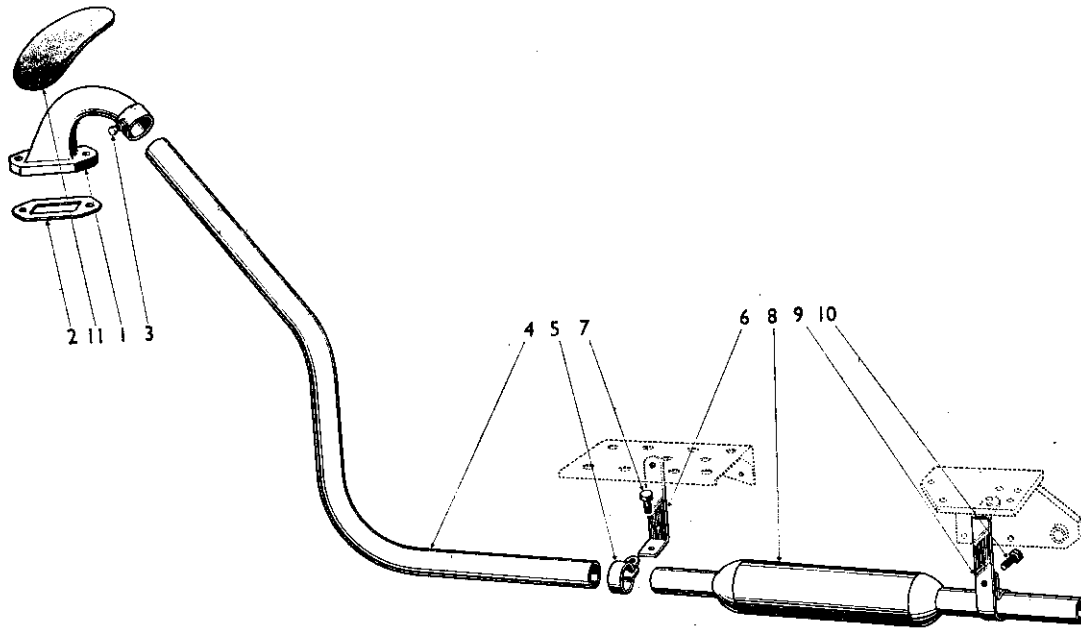


FIGURE 12

Fig. 12 Part No.

Description

Quantity

Remarks

85660

Downswep Exhaust (U299)

Part No.	Description	Quantity	Remarks
1	902322 Exhaust Pipe Bend	1	
2	68327 Gasket	1	
3	68120 Locking Screw	1	
	19423 Brass Nut, $\frac{3}{8}$ BSF	1	
4	902323 Exhaust Pipe	1	
	907097 Exhaust Pipe (Accommodates Loader)	1	U392 (907095)
5	10455 Clip	1	
6	902325 Support Strap	1	
7	19220 Bolt, $\frac{7}{8}$ BSF \times $\frac{3}{4}$ in.	1	
	19402 Nut, $\frac{7}{8}$ BSF	1	
	19481 Spring Washer, $\frac{7}{8}$ in.	1	
8	902324 Silencer	1	
9	87879 Clip—Silencer	1	
10	19345 Bolt, $\frac{7}{8}$ BSF \times $\frac{1}{2}$ in.	1	
	19402 Nut, $\frac{7}{8}$ BSF	1	
	19481 Spring Washer	1	
11	88690 Rubber Insert—Bonnet Aperture	1	

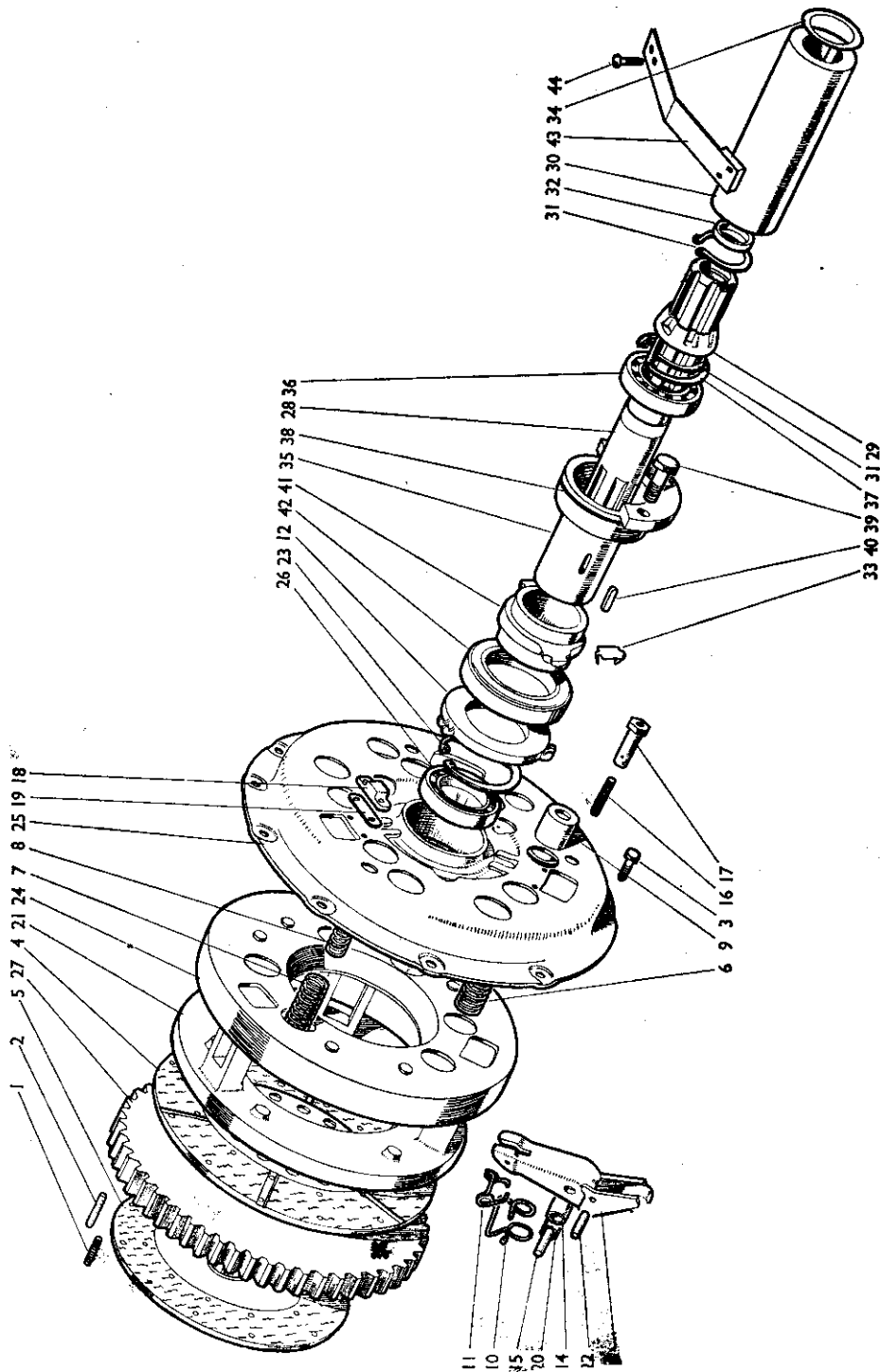


FIGURE 13

DOUBLE CLUTCH AND DRIVE—VAD4/47A

1	13226	Spring—Flywheel	3
2	35840	Dowel	2
3	602903	Bolt, $\frac{3}{8}$ UNC \times $\frac{7}{8}$ in.	9
	19482	Spring Washer, $\frac{3}{8}$ in.	9
4	902786	Driven Plate (with facings and rivets)—Main Drive	1
	961015	Facings (2) and Rivets (26)	1
5	89322	Driven Plate (with facings and rivets)—PTO	1
	900249	Facings (2) and Rivets (26)	1
	910170	Cover Assembly (Supersedes 902788)	1
6	900261	Thrust Spring (Buff)—PTO	6
7	902512	Thrust Spring—Main Drive Outer (Brown)	6
8	902513	Thrust Spring—Main Drive Inner (Brown)	6
9	900256	Spring Cup	12
10	961128	Spring—Anti-rattle (Supersedes 900263)	3
11	900267	Retainer—Release Lever Plate	3
12	900268	Release Lever Plate	1
13	900275	Release Lever	3
	900278	Split Pin	3
14	900264	Roller	3
15	900265	Pin—Roller	3
	900274	Circlip	6
16	900269	Adjusting Screw (Supersedes 961043)	3
17	900270	Locknut (Supersedes 961044)	3
18	900257	Adjusting Pad—Release Lever	3
	900272	Setscrew	6
19	900258	Shim, .002 in.	As req'd	
	901723	Shim, .003 in.	As req'd	
	904138	Shim, .010 in.	As req'd	
	904139	Shim, .020 in.	As req'd	
20	900273	Needle Roller—Release Lever (Supersedes 961045)	57
21	961046	Pressure Plate	1
22	900266	Pin	3
23	89326	Circlip—Ball Bearing	1
24	961016	Inner Cover (with Bushes and Bosses)	1
25	961047	Outer Cover	1
26	89325	Ball Bearing	1
	900279	Shakeproof Washer—Adjusting Pad	6
	900271	Split Pin—Pressure Plate Pin	6
	900280	Plain Washer—Release Lever	6
27	906446	Separator Plate	1
28	901754	Clutch Driveshaft	1
29	89429	Oil Flinger	1
30	903395	Muff Coupling	1
31	12922	Circlip, $1\frac{1}{2}$ in. Ext.	2
32	89333	Felt Washer	1
33	900359	Spring Clip—Bearing Carrier	2
34	902106	Shim	As req'd	
35	89334	Support Snout—Thrust Bearing Carrier	1
36	19172	Ball Bearing	1
37	621430	Circlip, 75 mm. Bore	1
38	24865	"O" Ring	1
39	602805	Setscrew, $\frac{7}{16}$ UNC \times 1 in.	Support snout	3
	19481	Spring Washer, $\frac{7}{16}$ in.	to rear frame	3
40	24866	Key, $\frac{7}{16} \times \frac{1}{2} \times 1\frac{1}{2}$ in.	1
41	89335	Thrust Bearing Carrier	1
42	19169	Thrust Bearing <i>620153</i>	1
	89336	Spring—Clutch Fork	2
43	903870	Clutch Stop	1
44	624302	Screw, 2 BA \times $\frac{7}{8}$ in.	} Clutch Stop to Gearbox Cover	2
	623002	Nyloc Nut, 2 BA		2

910170

Replaces 624303

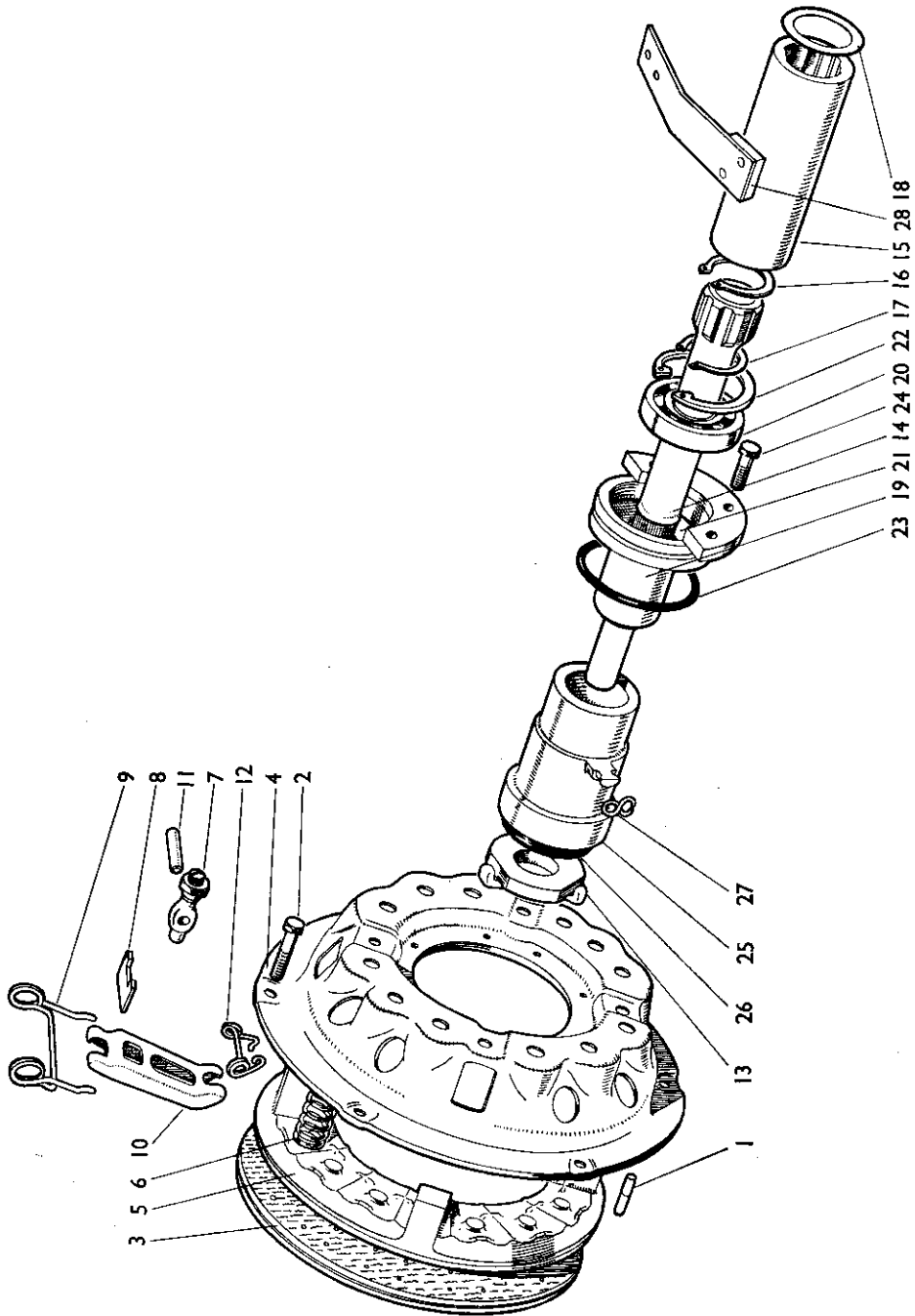


FIGURE 14

SINGLE CLUTCH AND DRIVE—VAD4/47B

Fig. 14 Part No.	Description	Quantity	Remarks
1	35840 Dowel—Clutch Clutch	2	
2	602903 Bolt, $\frac{3}{8}$ UNC \times $\frac{7}{8}$ in. to	8	
	19482 Spring Washer, $\frac{3}{8}$ in. flywheel	8	
3	906854 Driven Plate 11 in. (with facings and rivets)	1	
	961019 Facings (2) and Rivets (26)	1	
	86188 Cover Assembly	1	
4	86189 Cover—Clutch	1	} 86188
5	86190 Pressure Plate	1	
6	961049 Spring—(Yellow/Lt. Green)	12	
7	86195 Eyebolt and Nut	4	
8	14003 Strut—Lever Release	4	
9	86196 Spring—Anti-rattle	4	
10	68729 Lever—Clutch Release	4	
11	14005 Pin—Release Lever	4	
12	14079 Retaining Spring	4	
13	86197 Plate—Release Lever	1	
14	901755 Clutch Driveshaft	1	
15	903395 Muff Coupling	1	
16	12922 Circlip, $1\frac{1}{8}$ in. Ext.	1	
17	14337 Circlip, $1\frac{1}{8}$ in. Ext.	1	
18	902106 Shim As req'd		
19	900574 Support Snout	1	
20	19021 Ball Bearing	1	
21	34610 Shield—Clutch Shaft Bearing	1	
22	13053 Circlip, 72 mm. Bore	1	
23	24865 "O" Ring	1	
24	602805 Setscrew, $\frac{1}{8}$ UNC \times 1 in.	3	
	19481 Spring Washer, $\frac{1}{8}$ in.	3	
	24866 Key, $\frac{1}{8}$ in. \times $\frac{1}{2}$ in. \times $1\frac{1}{2}$ in.	1	
25	900583 Thrust Bearing	1	
26	14083 Carbon Block	1	
27	89336 Spring—Clutch Fork	2	
28	903870 Clutch Stop	1	
	624302 Screw, 2 BA \times $\frac{7}{8}$ in. (Replaces 624303)	2	
	623002 Nyloc Nut, 2 BA	2	

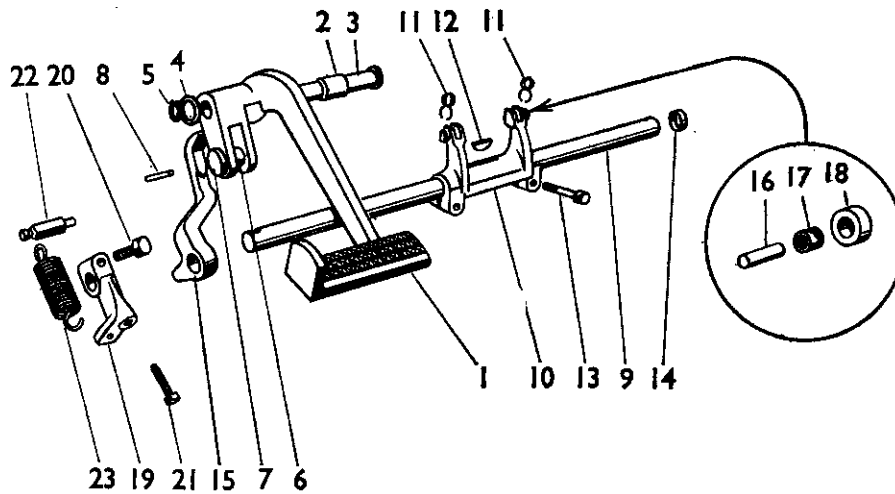


FIGURE 15

Fig. 15 Part No. Description Quantity Remarks

CLUTCH—FOOT CONTROLS

Part No.	Description	Quantity	Remarks
1	89358 Clutch Pedal	1	
2	32940 Bush	2	
3	905053 Fulcrum Pin	1	
4	19476 Washer, $\frac{3}{8}$ in.	1	
5	11290 Circlip, $\frac{3}{8}$ in.	1	
6	89359 Roller	1	
7	89360 Pin	1	
	19473 Washer, $\frac{7}{8}$ in.	1	Livedrive
	19528 Split Pin, $\frac{3}{32}$ in.	1	
8	24871 Mills Pin, $\frac{1}{8} \times \frac{1}{2}$ in.	1	
	900722 Pin	1	Non-Livedrive
	621560 Circlip	1	
9	905649 Clutch Cross Shaft	1	
10	905650 Clutch Fork	1	
11	89336 Spring—Clutch Fork	2	
12	19607 Woodruff Key—No. 506	2	
13	600403 Bolt, $\frac{3}{8}$ UNC \times $1\frac{3}{8}$ in.	2	
	19482 Spring Washer, $\frac{3}{8}$ in.	2	
14	89362 Dirt Excluder	1	
15	906885 Clutch Lever	1	Livedrive
	906886 Clutch Lever	1	Non-Livedrive
16	900349 Pivot Pin—Clutch Fork Roller	2	Livedrive
17	620260 Needle Roller Bearing	2	
18	900348 Roller—Clutch Fork	2	
19	905651 Lever—Clutch Adjuster	1	
	900349 Pivot Pin—Clutch Fork Roller	2	Non-Livedrive
	902085 Roller—Clutch Fork	2	
	902086 Bush—Clutch Roller	2	
20	600407 Bolt, $\frac{3}{8}$ UNC \times $1\frac{7}{8}$ in.	1	
	607002 Nut, $\frac{3}{8}$ UNC	1	
	19482 Spring Washer, $\frac{3}{8}$ in.	1	
21	905652 Adjusting Screw	1	
	607002 Nut, $\frac{3}{8}$ UNC	1	
22	904406 Spring Anchor	1	
	19482 Spring Washer, $\frac{3}{8}$ in.	1	
23	624909 Spring	1	

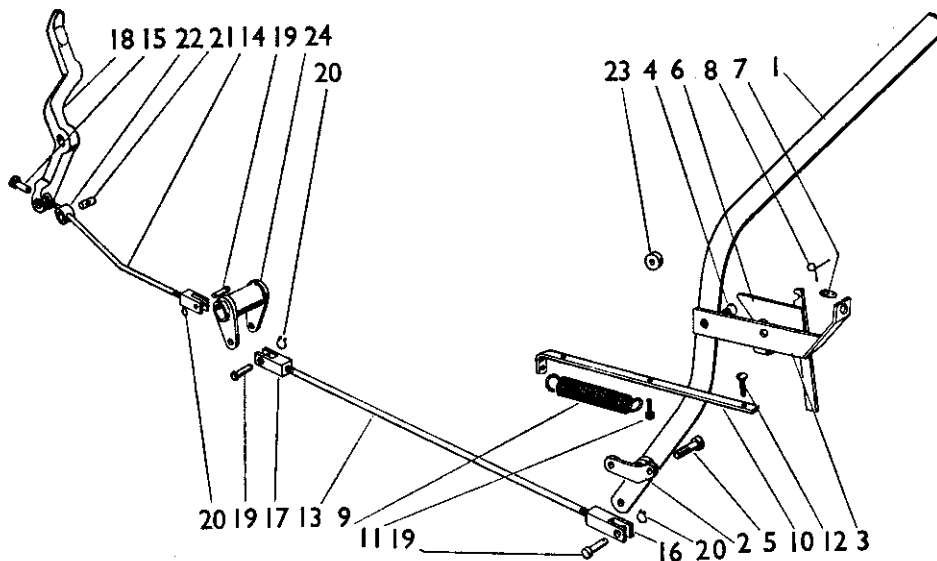


FIGURE 16

Fig. 16 Part No. Description Quantity Remarks

Part No.	Description	Quantity	Remarks
907187	CLUTCH—HAND CONTROLS—Part of		U399 (Livedrive)
907188			U400 (Non-Livedrive)
1	902811 Hand Lever—Clutch	1	
2	86320 Bracket—Hand Lever	1	
	19476 Washer, $\frac{3}{8}$ in.	1	
	19532 Split Pin, $\frac{1}{8} \times 1$ in.	1	
3	88046 Support Bracket—Hand Lever	1	
4	604135 Philips C'sk Screw, $\frac{3}{8}$ UNC $\times \frac{3}{8}$ in.	2	
5	600603 Bolt, $\frac{7}{8}$ UNC $\times 1\frac{1}{2}$ in.	2	
	607002 Nut, $\frac{3}{8}$ UNC	2	
	19482 Spring Washer, $\frac{3}{8}$ in.	2	
6	88047 Trigger	1	
	19472 Washer, $\frac{3}{8}$ in.	1	
	19529 Split Pin, $\frac{7}{8} \times \frac{1}{2}$ in.	1	
7	31620 Anchor Plate—Torsion Spring	1	
8	31411 Torsion Spring—Trigger	1	
9	41370 Release Spring—Hand Clutch	1	
10	31400 Guide Bar	1	
11	604056 Screw, C'sk Hd., $\frac{7}{8}$ UNC $\times \frac{7}{8}$ in.	2	
12	604057 Screw, C'sk Hd., $\frac{7}{8}$ UNC	1	
	607001 Nut, $\frac{7}{8}$ UNC	3	
	19481 Spring Washer, $\frac{7}{8}$ in.	3	
13	14231 Clutch Rod—Rear	1	
14	901943 Clutch Rod—Front	1	
	19403 Nut, $\frac{3}{8}$ BSF	4	
15	14745 Adjusting Nut—Short	1	
16	14233 Fork End—Hand Lever	1	
17	14226 Fork End—Swinging Lever	2	
18	89363 Clutch Lever	1	Livedrive
	900716 Clutch Lever	1	Non-Livedrive
19	902269 Pin	3	
20	621587 Circlip	3	
21	14744 Pin	1	
22	14715 Distance Piece	1	
23	64976 Stop—Clutch Handle	1	
24	904351 Swinging Lever	1	

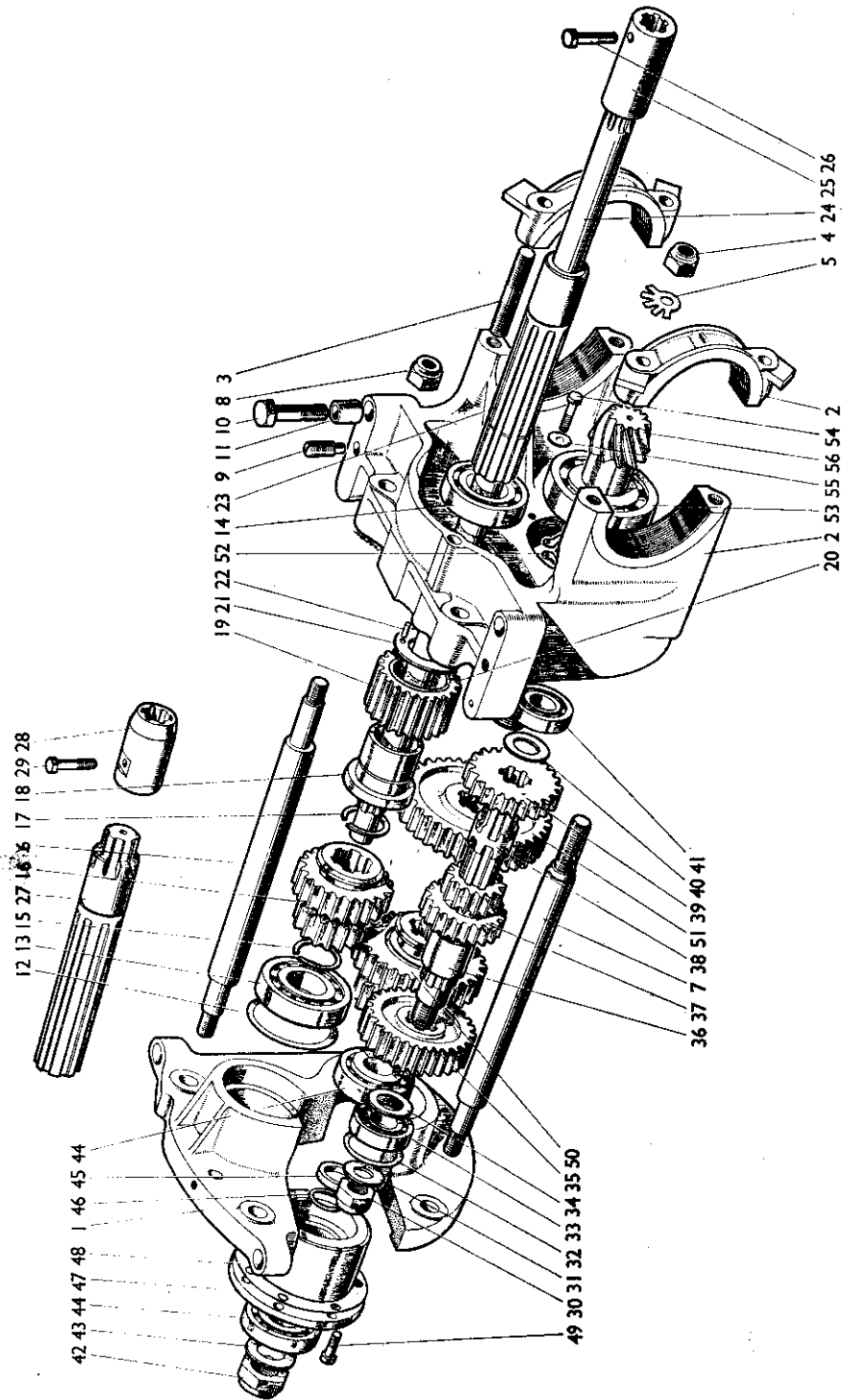


FIGURE 17

Fig. 17 Part No.

Description

Quantity

Remarks

GEARBOX

	961020	Gearbox (Complete with Differential)	1	Livedrive
	961021	Gearbox (Complete with Differential)	1	Non-Livedrive
1	905675	End Plate—Front	1	
2	961022	End Plate—Rear (Complete with Bearing Caps)	1	
3	608604	Stud, Special—Cap	4	961022
4	607006	Nut, $\frac{3}{8}$ UNC	4	
5	11590	Tab Washer	4	
6	906240	Spacing Bar—Top	2	
7	906241	Spacing Bar—Bottom	2	
8	607331	Nyloc Nut	6	
9	908211	Dowel	2	
10	601306	Bolt—Special	4	
11	903454	Bush—End Plates	4	

Drive Shaft and Gears

12	88929	Shim, .003 in.	As req'd	
	88930	Shim, .005 in.	As req'd	
	88931	Shim, .007 in.	As req'd	
13	19081	Bearing	1	
14	19047	Bearing	1	
15	12922	Circlip	1	
16	906606	Range Pinion (19/30 Teeth)	1	
17	13809	Circlip	1	
18	85241	Carrier Bush—Reverse Gear	1	
19	902202	Reverse Gear (25 Teeth) and Bush	1	
20	24773	Bush—Reverse Gear	1	
21	908940	Thrust Washer (Supersedes 85242)	1	
22	34594	Pin	1	
23	903455	Drive Shaft	1	Livedrive
24	89180	Live PTO Cardan Shaft	1	
25	89181	Coupling Sleeve	1	
26	600141	Bolt, $\frac{1}{2}$ UNC \times $1\frac{1}{2}$ in.	1	
	607100	Slotted Nut, $\frac{1}{2}$ UNC	1	
	19522	Split Pin	1	
27	903456	Drive Shaft	1	Non-Livedrive
28	30369	Coupling Sleeve	1	
29	600317	Bolt, $\frac{1}{2}$ UNC \times $2\frac{1}{8}$ in.	1	
	607101	Slotted Nut, $\frac{1}{2}$ UNC	1	
	19522	Split Pin	1	

Layshaft and Gears

30	24875	Nyloc Nut, $\frac{7}{8}$ BSF	1	
31	19497	Washer, $\frac{7}{8}$ in.	1	
32	88921	Shim, .003 in.	As req'd	
	88922	Shim, .005 in.	As req'd	
	88923	Shim, .007 in.	As req'd	
	88924	Shim, .010 in.	As req'd	
33	19158	Roller Bearing	1	
34	88906	Spacer Washer	1	
35	906603	High Speed Gear (34 Teeth)—Layshaft	1	
36	30290	Spacer Bush	1	
37	906607	Low and Medium Speed Gear (17/24 Teeth)—Layshaft...	1	
38	88911	Layshaft	1	
39	901633	Reverse Gear (28 Teeth)	1	
40	88906	Spacer Washer	1	
41	19158	Roller Bearing	1	

Fig. 17 Part No. Description Quantity Remarks

Bevel Pinion Shaft

42	84912	Nyloc Nut, 1½ BSF, L.H.	1	
43	14687	Washer, 1½ in....	1	
44	24546	Taper Roller Bearing	2	
45	81984	Distance Piece	1	
46	81985	Shim, .002 in.	As req'd	
	81986	Shim, .003 in.	As req'd	
	81987	Shim, .005 in.	As req'd	
47	905677	Bearing Housing	1	
48	30449	Shims—Sets: .003 in.(3), .005 in.(1), .015 in.(1), .030 in.(1)	As req'd	
49	602906	Setscrew, ¾ UNC × 1½ in.	6	
	19482	Spring Washer	6	
50	906604	Driven Gear—High and Medium (31/40 Teeth)	1	
51	906605	Driven Gear—Low (47 Teeth)	1	
52	621438	Circlip, 1½ in.	1	
53	19138	Roller Bearing	1	
54	600007	Bolt, ½ UNC × 1½ in.	1	
	607300	Nyloc Nut, ½ UNC	1	
55	64852	Special Washer	2	
56	904174	Bevel Pinion and Spiral Gear (7/43 Teeth)	1	

← ILLUSTRATED ON PAGE 28

Fig. 18 Part No. Description Quantity Remarks

SELECTOR MECHANISM—GEARBOX

1	902270	Knob	2	
2	901686	Gear Lever (1, 2, 3 and R.)	1	
3	901684	Range Lever (High/Low)	1	
4	903932	Dirt Excluder	2	
5	901787	Ball Housing	2	
6	901835	Gasket	2	
7	602705	Setscrew, ½ UNC × 1 in.	6	
	19480	Spring Washer, ½ in.	6	
8	623726	Mills Pin, ½ in. × 1½ in.	2	
9	30433	Support Plate—Ball	2	
10	690456	Setscrew, ⅜ Whit. × ¾ in.	6	
11	904386	Tab Washer	2	
12	30424	Selector Rod	First and reverse	...	1	
13	30427	Selector Fork	gears	...	1	
14	19562	Mills Pin, ⅜ in. × 1½ in.	Second and third	...	1	
15	30425	Selector Rod	gears	...	1	
16	30428	Selector Fork	High and low	...	1	
14	19562	Mills Pin, ⅜ in. × 1½ in.	range	...	1	
17	30426	Selector Rod	1	
18	30429	Selector Fork	1	
14	19562	Mills Pin, ⅜ in. × 1½ in.	1	
19	13506	Selector Ball	2	
20	88736	Selector Plunger	1	
21	13507	Selector Spring	3	
22	30430	Gear Lock	1	

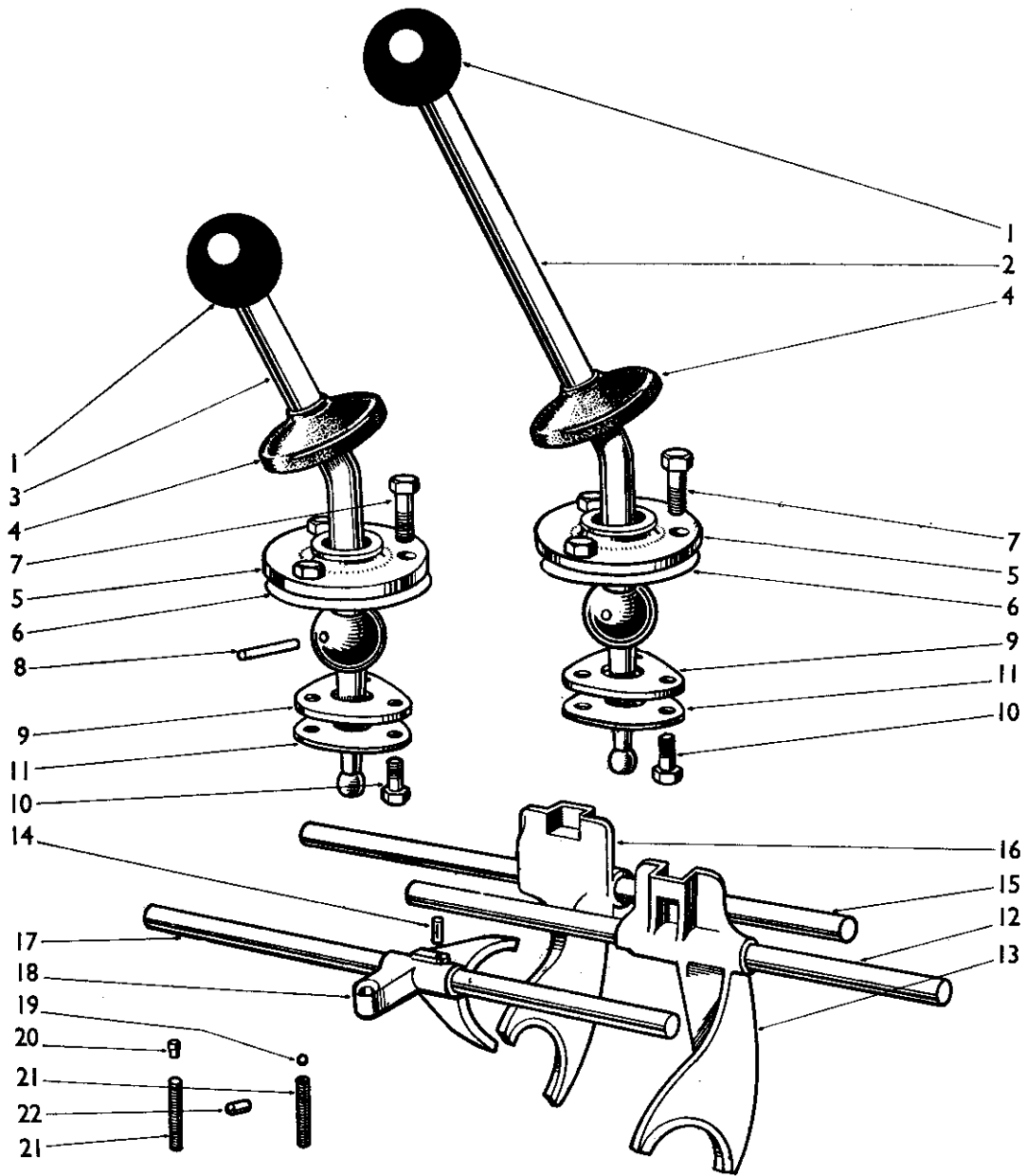


FIGURE 18

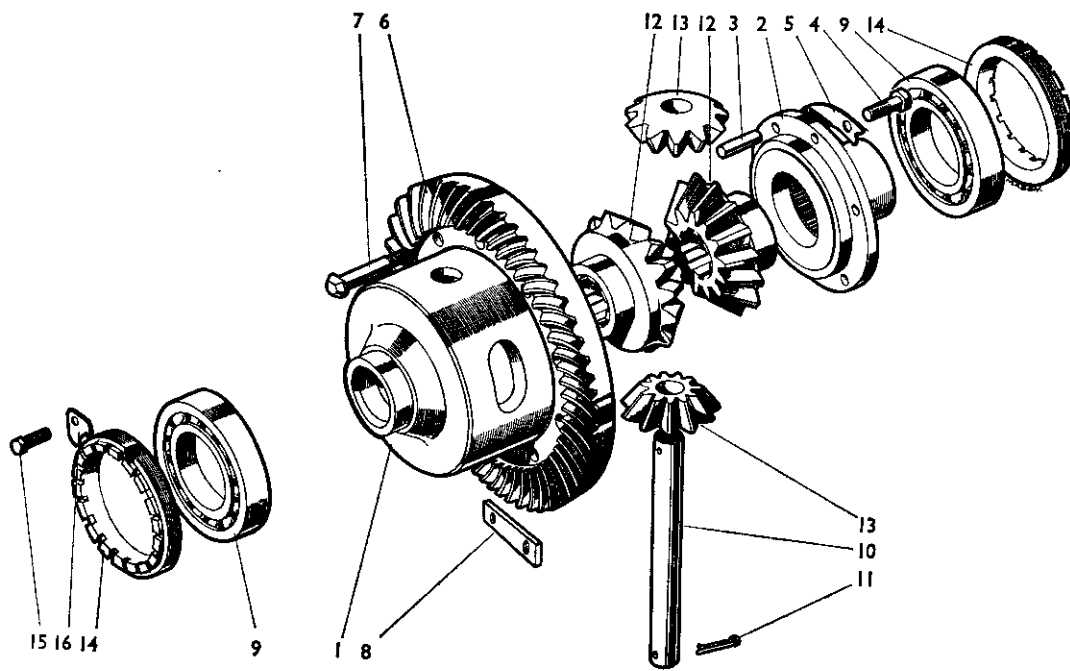


FIGURE 19

Fig. 19 Part No. Description Quantity Remarks

DIFFERENTIAL

Part No.	Description	Quantity	Remarks
1	908780 Cage—Differential (Supersedes 905663)	1	
	905663 Cage	1	
	903186 Oil Retainer	1	
	602701 Setscrew, $\frac{1}{4}$ UNC \times $\frac{1}{2}$ in.	6	
	903188 Oil Scraper	1	
	12121 Screw, 2 BA \times $\frac{1}{2}$ in.	2	Used with 905663
	19488 Spring Washer, $\frac{1}{16}$ in.	2	
	907375 Support Rod	1	
	607002 Nut, $\frac{3}{8}$ UNC	1	
2	903184 End Plate—Differential	1	
3	14542 Dowel $\frac{3}{8}$ in. Dia. \times $\frac{3}{4}$ in.	3	
4	602904 Setscrew, $\frac{3}{8}$ UNC \times 1 in.	6	
5	903185 Tab Washer	3	
6	904174 Bevel Pinion and Spiral Gear	1	
7	905664 Bolt	12	
8	30236 Tab Washer	6	
	607003 Nut, $\frac{1}{4}$ UNC	12	
9	19010 Ball Bearing	2	
10	30233 Pin—Differential	1	
11	19542 Split Pin, $\frac{1}{8}$ \times $1\frac{1}{8}$ in.	2	
12	30234 Wheel—Differential	2	
13	15020 Pinion—Differential	2	
14	15007 Adjuster Wheel	2	
15	602801 Setscrew, $\frac{1}{8}$ UNC \times $\frac{1}{2}$ in.	2	
16	13015 Lock Plate	2	

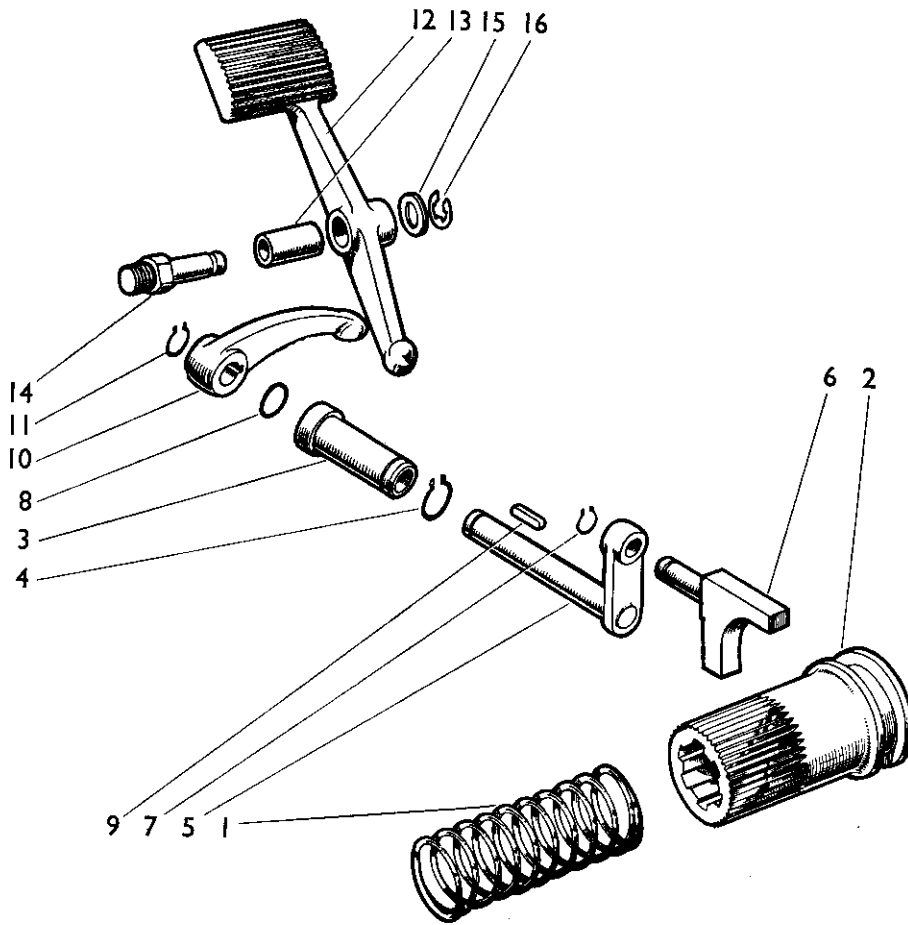


FIGURE 20

Fig. 20 Part No.

Description

Quantity

Remarks

DIFFERENTIAL LOCK

Fig. No.	Part No.	Description	Quantity	Remarks
1	625119	Return Spring...	1	
2	903191	Locking Sleeve	1	
3	903494	Bush—Cross Shaft	1	
4	34454	Circlip, $\frac{7}{8}$ in. Dia. Ext.	1	
5	903197	Cross Shaft and Arm	1	
6	903226	Selector Fork	1	
	19474	Washer, $\frac{1}{2}$ in. ...	1	
7	11302	Circlip, $\frac{1}{2}$ in. Ext.	1	
8	24676	"O" Ring	1	
9	622309	Key, $\frac{7}{8} \times \frac{1}{8} \times \frac{3}{4}$ in.	1	
10	903228	Lever	1	
11	11797	Circlip, $\frac{3}{8}$ in.	1	
12	903229	Pedal—Diff. Lock	1	
13	621346	Bush	1	
14	907643	Pedal Pivot Pin	1	
15	19474	Washer, $\frac{1}{2}$ in. ...	1	
16	621589	"E" Clip, $\frac{1}{2}$ in...	1	

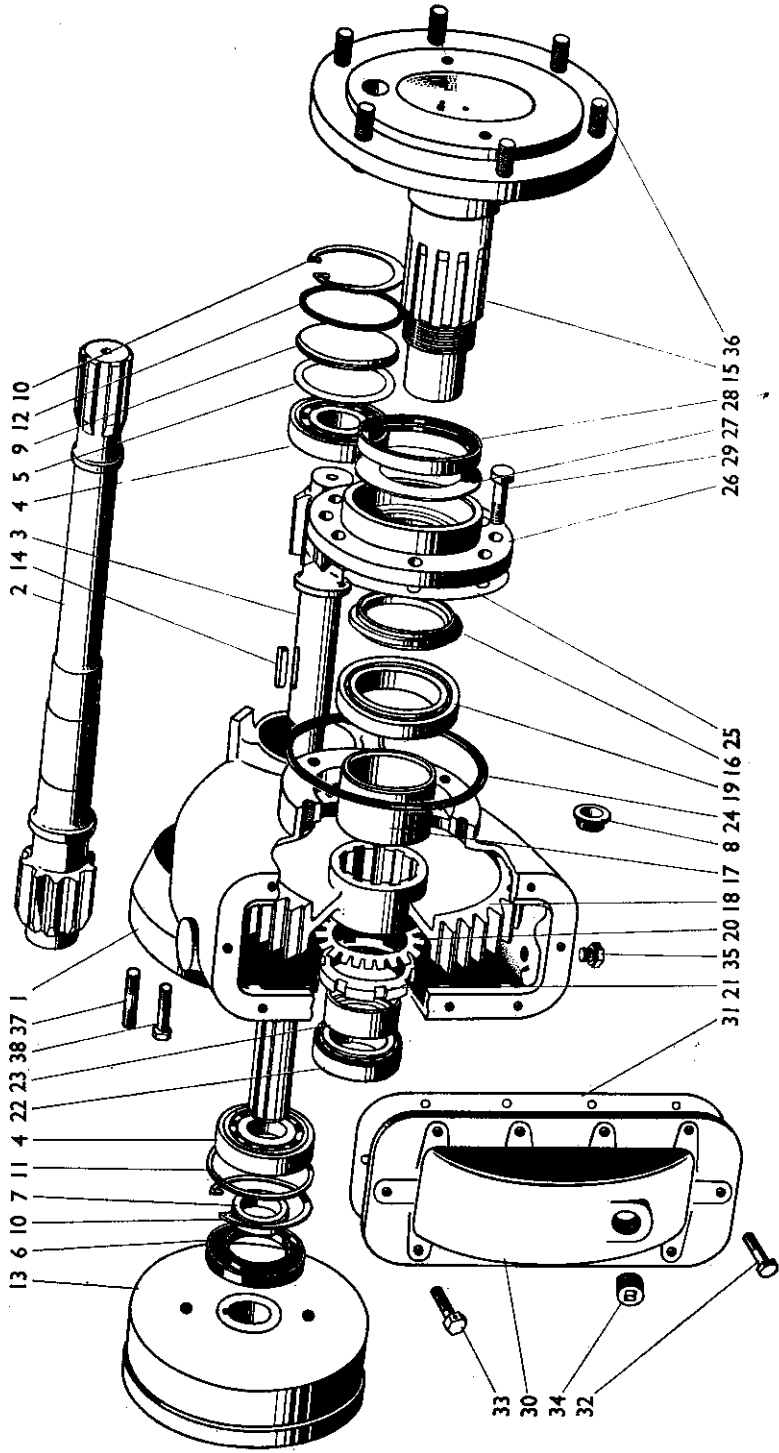


FIGURE 21

FINAL DRIVE REDUCTIONS

Part No.	Description	Quantity	Remarks
961031	Final Drive Reduction—R.H. (Complete)	1	
961032	Final Drive Reduction—L.H. (Complete)	1	
1 905639	Casing—R.H.	1	
905640	Casing—L.H.	1	
2 907402	Pinion Shaft—L.H.	1	
3 907404	Pinion Shaft—R.H.	1	
4 19186	Taper Roller Bearing	4	
5 { 907514	Shim, .003 in.	As req'd	
907515	Shim, .010 in.	As req'd	
6 623409	Oil Seal	2	
7 907503	Collar	2	
8 627904	Redcap Seal—Stabiliser Holes	6	
9 907504	End Cover	2	
10 13042	Circlip, 3½ in. Internal	4	
11 904256	Distance Piece	2	
12 623545	"O" Ring	2	
13 905641	Brake Drum	2	
14 19615	Key	2	
15 908922	Final Drive Shaft	2	From Tractor 446805
908721	Final Drive Shaft (Supersedes 901554)	2	To Tractor 446804
13176	Grease Nipple, ¼ ANF	2	
16 907526	Collar	2	
17 908925	Sleeve	2	From Tractor 446805
901665	Sleeve	2	To Tractor 446804
18 908923	Spur Wheel	2	From Tractor 446805
901555	Spur Wheel	2	To Tractor 446804
19 19185	Taper Roller Bearing	2	
20 85355	Tab Washer	2	From Tractor 446805
13367	Tab Washer	2	To Tractor 446804
21 85359	Locknut	2	From Tractor 446805
13368	Locknut	2	To Tractor 446804
22 19186	Taper Roller Bearing	2	
23 902516	Distance Piece	2	To Tractor 446804
24 623537	"O" Ring	2	
25 { 902772	Shim, .003 in.	As req'd	
902773	Shim, .006 in.	As req'd	
902774	Shim, .009 in.	As req'd	
902775	Shim, .015 in.	As req'd	
26 907537	Oil Seal Housing	2	
27 907525	Baffle Plate	2	
28 15550	Oil Seal	2	
29 600602	Bolt, 7/8 UNC × 1½ in.	12	Housing to casing
19483	Spring Washer, 7/8 in.	12	
30 901556	Cover	2	
31 901557	Gasket	2	
32 602905	Setscrew, 3/8 UNC × 1½ in.	18	Cover to reduction
19482	Spring Washer, 3/8 in.	20	
33 600502	Breather Bolt	2	case
34 12362	Taper Plug, 1 in. BSP—Reduction Cover	2	
35 24850	Flanged Plug—Reduction Case	2	
626769	"Selon" Sealing Washer	2	
36 621002	Special Bolt, 3/8 BSF	12	Wheel centre fixing
19406	Nut, 3/8 BSF	12	
19485	Spring Washer, 3/8 in.	12	
37 608305	Stud, 7/8 UNC × 2 in.	6	Reductions to rear axle casing
38 603006	Setscrew, 7/8 UNC × 1½ in.	14	
607003	Nut, 7/8 UNC	6	
19483	Spring Washer, 7/8 in.	20	

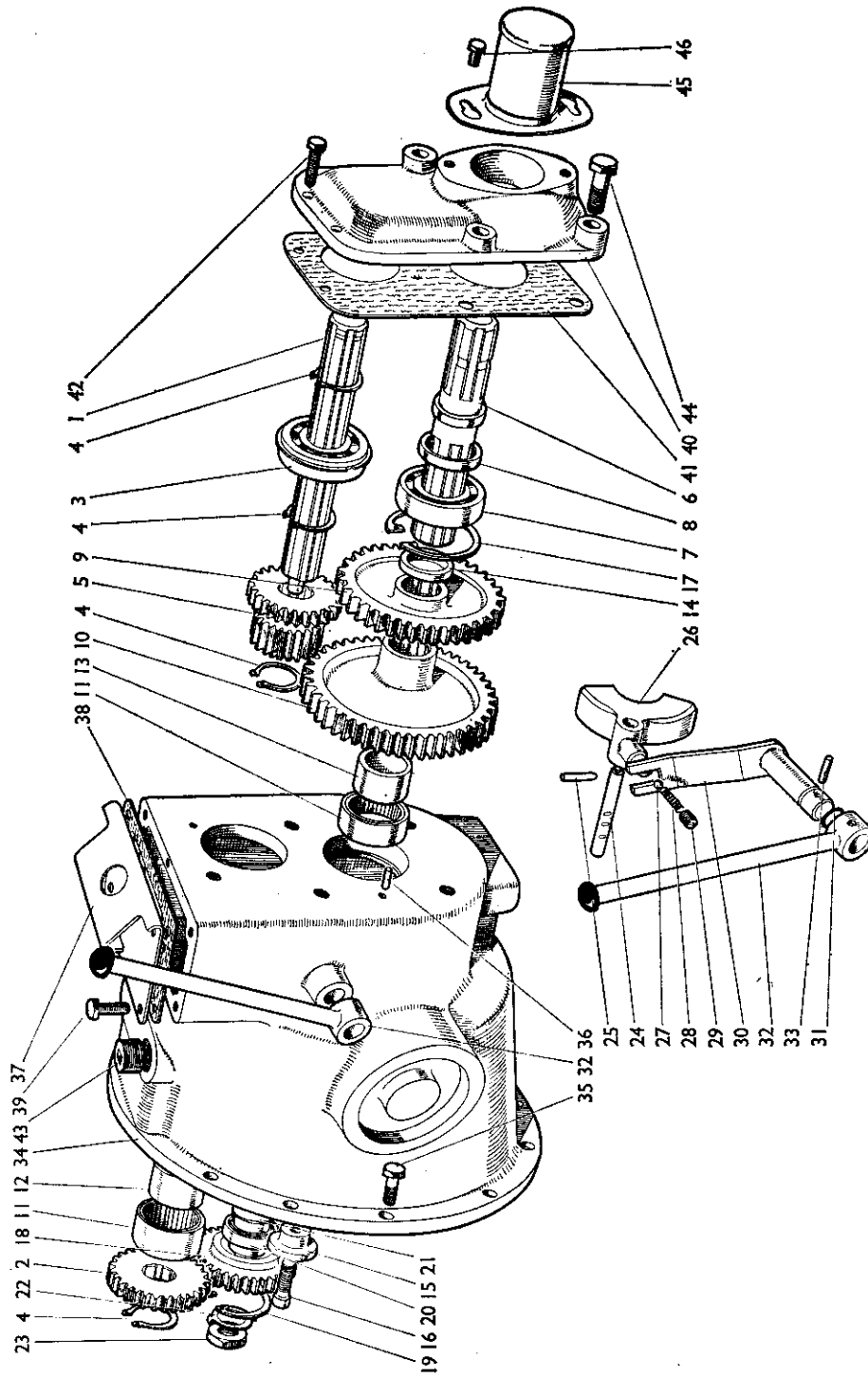


FIGURE 22

POWER TAKE-OFF UNIT

Part No.	Description	Quantity	Remarks
961036	PTO Unit	1	Livedrive
961035	PTO Unit	1	Non-Livedrive
1 906735	Driveshaft	1	Livedrive
906734	Driveshaft	1	Non-Livedrive
2 906731	Pump Drive Gear	1	
3 15172	Ball Journal with Snap Ring	1	
4 12207	Circlip, 1½ in. Dia. Ext.	4	
621535	Circlip, 1½ in. Dia. Ext.	4	From Tractor 448232
5 906688	Speed Change Pinion	1	
6 906691	Driven Shaft	1	
7 19021	Bearing	1	
8 11119	Oil Seal	1	
9 906689	Gear—High Speed	1	
10 906692	Gear—Low Speed	1	
11 620266	Bearing	2	
12 906693	Inner Race—Driveshaft	1	
13 906694	Inner Race—Driven Shaft	1	
14 904431	Distance Piece	1	
15 909349	Retaining Washer (with Locking Pin) (Supersedes 906695)	1	
16 606894	Capscrew, ⅞ UNC × 1 in.	1	
17 13053	Circlip, 72 mm. Int.	1	
18 906696	Idler Gear	1	
19 13170	Circlip, 52 mm. Int.	2	
20 24489	Ball Journal Bearing	1	
21 906697	Bearing Pin	1	
22 906698	Tab Washer	1	
23 617026	Special Nut, ¾ UNF	1	
24 906699	Selector Rod	1	
25 906700	Retaining Pin	1	
26 906701	Selector Fork	1	
27 17063	Steel Ball, ¼ in.	1	
28 24831	Spring	1	
29 606021	Grubscrew, ⅞ UNC	1	
30 906702	Selector Lever	1	
31 31682	“O” Ring	1	
32 906705	Operating Lever	1	
33 11246	Mills Pin, ¼ × 1½ in.	1	
34 906732	Case	1	
89175	Gasket	2	
24827	Headed Dowel, ⅞ Dia. × 1½ in. Case and support	1	
605157	Screw, ⅞ UNC × 1½ in. plate to rear	1	
35 600605	Bolt, ⅞ UNC × 1½ in. axle casing	11	
19483	Spring Washer, ⅞ in.	11	
36 14577	Dowel, ¼ in.	2	
37 906683	Top Cover	1	
38 906684	Gasket—Top Cover	1	
906685	Transfer—Gear Positions	1	
39 602802	Setscrew, ⅞ UNC × ⅜ in.	6	
19481	Spring Washer, ⅞ in.	6	
40 906686	End Cover	1	
41 906687	Gasket	1	
42 602805	Setscrew, ⅞ UNC × 1 in.	1	
19481	Spring Washer, ⅞ in.	2	
43 14518	Taper Plug, ⅜ BSP	1	
607001	Nut, ⅞ UNC	1	
44 600603	Bolt, ⅞ UNC × 1½ in.	4	
906893	PTO Guard	1	U378 (906988)
45 909111	Cover—PTO Shaft	1	
626682	Washer, ⅞ in.	2	
46 602840	Setscrew, ⅞ UNC × ¼ in.	2	

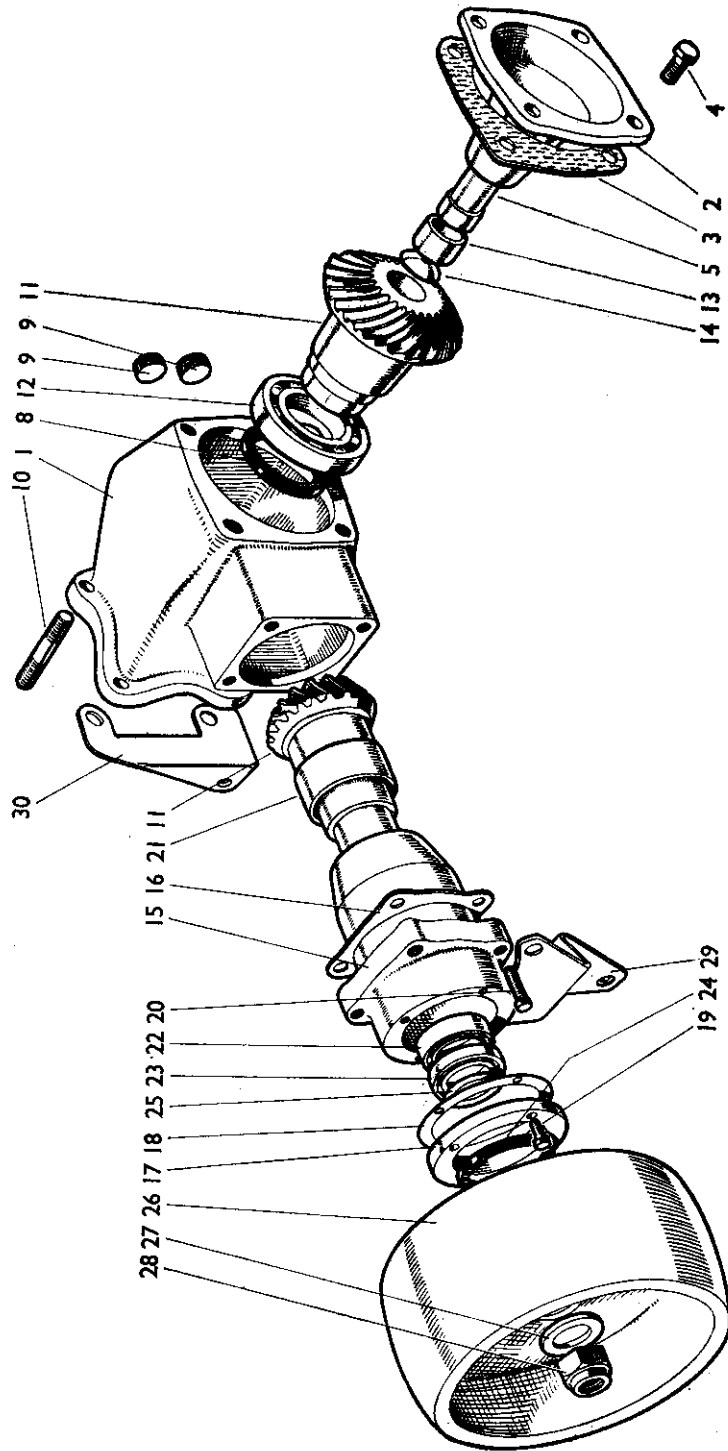


FIGURE 23

907602 BELT PULLEY (U413-U440)
908300

Part No.	Description	Quantity	Remarks
1	907533 Housing—Belt Pulley	1	
2	910082 End Cover (with Bearing Pin) (Supersedes 907534)	1	
3	907541 Gasket	1	
4	602904 Setscrew, $\frac{3}{8}$ UNC \times 1 in.	4	
	19482 Spring Washer, $\frac{3}{8}$ in.	4	
5	909718 Bearing Pin (Supersedes 907535)	1	
	626676 Washer—Special	1	} Not required with 909718
	607304 Nyloc Nut, $\frac{1}{2}$ UNC	1	
8	16725 Oil Seal	1	
9	14518 Taper Plug, $\frac{3}{8}$ BSP	2	
10	907546 Stud—Special	4	
	607046 Nut, Plated, $\frac{7}{8}$ UNC (Replaces 607003)	4	
	19483 Spring Washer, $\frac{7}{8}$ in.	4	
11	961037 Bevel Pinion and Wheel (Not supplied separately)	1	
12	620036 Ball Bearing	1	
13	620047 Needle Roller Bearing	1	
14	907520 Welch Plug	1	
15	905956 Bearing Housing	1	
16	89201 Shim, .003 in.	As req'd	} 2 Nominal
	89202 Shim, .005 in.	As req'd	
	89203 Shim, .007 in.	As req'd	
17	89205 Bearing Retainer	1	
18	89206 Paper Gasket	1	
19	602805 Setscrew, $\frac{7}{8}$ UNC \times 1 in. Bearing retainer	4	
	19481 Spring Washer, $\frac{7}{8}$ in. to bearing housing	4	
20	603006 Setscrew, $\frac{7}{8}$ UNC \times 1 $\frac{3}{8}$ in. Bearing housing to	4	
	19483 Spring Washer, $\frac{7}{8}$ in. belt pulley housing	4	
21	19166 Needle Roller Bearing	1	
22	19165 Ball Bearing	1	
23	19055 Roller Bearing	1	
24	13709 Oil Seal	1	
25	89208 Shim, .003 in.	As req'd	} 2 Nominal
	89209 Shim, .005 in.	As req'd	
	89210 Shim, .007 in.	As req'd	
26	63816 Belt Pulley, 5 $\frac{1}{2}$ in. wide \times 8 $\frac{1}{2}$ in. dia.	1	U413 (907602)
	908588 Belt Pulley, 8 in. wide \times 8 $\frac{1}{2}$ in. dia.	1	U440 (908300)
27	19493 Washer—Special	1	
28	617317 Nyloc Nut, $\frac{1}{2}$ UNF	1	
	907814 Guard—Belt Pulley	1	
29	907856 Support Bracket	1	
30	907815 Support Bracket	1	} U414 (907847)
	602902 Setscrew, $\frac{3}{8}$ UNC \times $\frac{3}{4}$ in.	2	
	19482 Spring Washer, $\frac{3}{8}$ in.	2	
	19472 Washer, $\frac{3}{8}$ in.	2	

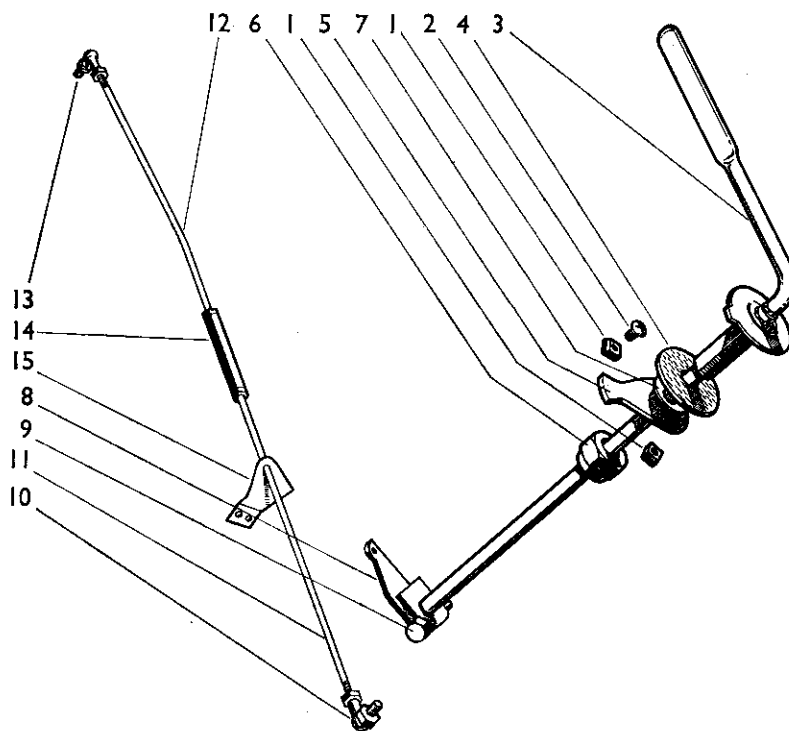


FIGURE 24

Fig. 24 Part No.

Description

Quantity

Remarks

HAND THROTTLE

1	905701	Stop Pad	2	
2	603925	Screw, Pan Head, $\frac{1}{4}$ UNC \times $\frac{3}{8}$ in.	2	
	19470	Washer, $\frac{1}{4}$ in.	2	
	607050	Locknut, $\frac{1}{4}$ UNC	2	
3	905634	Hand Lever	1	
4	85546	Friction Disc	1	
5	903800	Stop Plate	1	
6	623003	Nyloc Nut, $\frac{3}{8}$ BSF	1	
7	626740	Belleville Washer	1	
	19475	Washer, $\frac{3}{8}$ in.	1	
8	89372	Lever—Throttle Control	1	
9	600005	Bolt, $\frac{1}{4}$ UNC \times $1\frac{3}{8}$ in.	1	
	607000	Nut, $\frac{1}{4}$ UNC	1	
	19480	Spring Washer, $\frac{1}{4}$ in.	1	
10	12431	Ball Joint	1	
	19470	Washer, $\frac{1}{4}$ in.	1	
11	89370	Throttle Control Rod—Hand Lever End	1	
	910295	Spacer	1	
12	89371	Throttle Control Rod—Pump End	1	
13	12431	Ball Joint	1	
14	38598	Adjusting Sleeve	1	
	19401	Nut, $\frac{1}{4}$ BSF	5	
	12285	Nut, $\frac{1}{4}$ BSF, L.H.	1	
	19480	Spring Washer, $\frac{1}{4}$ in.	2	
15	89823	Guide Bracket—Throttle Control Rod	1	

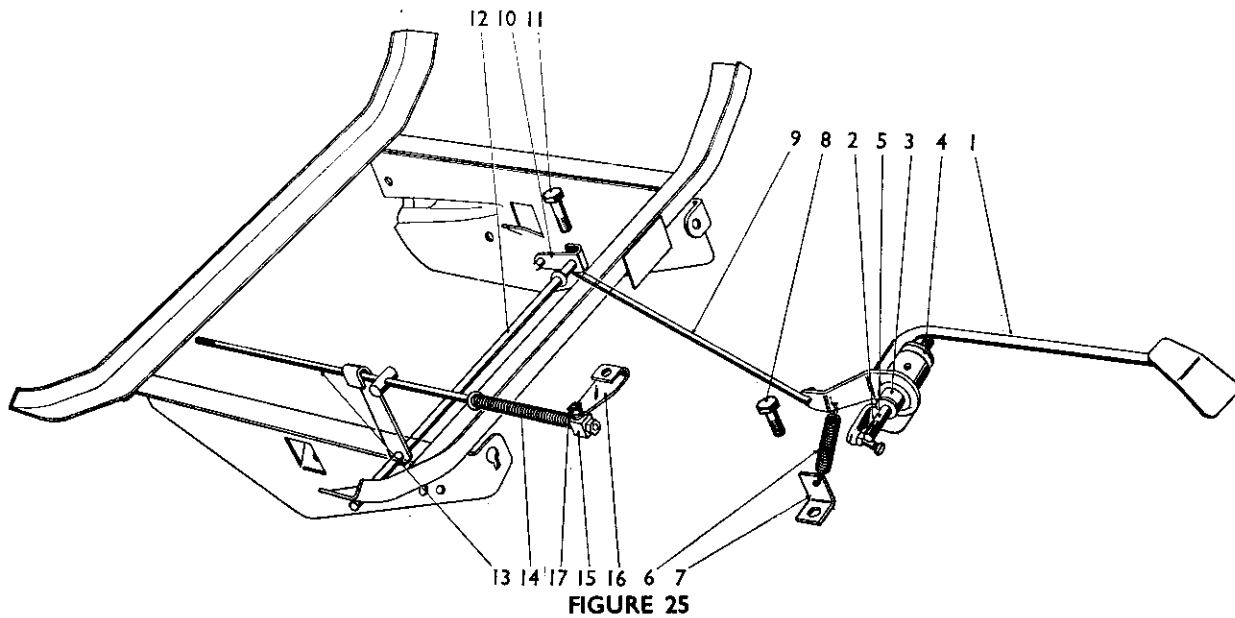


Fig. 25 Part No.

Description

Quantity

Remarks

906987 FOOT THROTTLE (U377)

1	900015	Accelerator Pedal	1	
	13176	Grease Nipple	1	
	626440	Copper Washer	1	
2	620500	Bolt—Special	1	
	19440	Locknut, $\frac{1}{2}$ BSF	1	
3	900016	Cross Shaft Extension	1	
4	88751	Washer—Special	1	
5	608222	Stud, $\frac{3}{8}$ UNC \times $3\frac{1}{2}$ in.	1	
	19482	Spring Washer, $\frac{3}{8}$ in.	1	
	607002	Nut, $\frac{3}{8}$ UNC	1	
6	30332	Spring	1	
7	900017	Spring Anchor Bracket	1	
8	603002	Setscrew, $\frac{7}{16}$ UNC \times $\frac{7}{8}$ in.	1	
	19483	Spring Washer, $\frac{7}{16}$ in.	1	
9	900018	Rod—Pedal to Cross Shaft	1	
	19520	Split Pin, $\frac{1}{16}$ \times $\frac{3}{8}$ in.	4	
	19470	Washer, $\frac{1}{2}$ in.	4	
	89255	Lever—Cross Shaft	1	
11	600005	Bolt, $\frac{1}{4}$ \times $1\frac{1}{8}$ in.	1	
	19470	Washer, $\frac{1}{2}$ in.	1	
	19480	Spring Washer, $\frac{1}{4}$ in.	1	
	607000	Nut, $\frac{1}{4}$ UNC	1	
12	900020	Cross Shaft and Lever	1	
13	900023	Control Rod	1	
14	60193	Spring—Control Rod	1	
15	900024	Pivot Pin	2	
	19401	Nut, $\frac{1}{2}$ BSF	1	
	19440	Locknut, $\frac{1}{2}$ BSF	1	
16	900025	Lever	1	
17	621583	“E” Clip, $\frac{1}{4}$ in....	1	

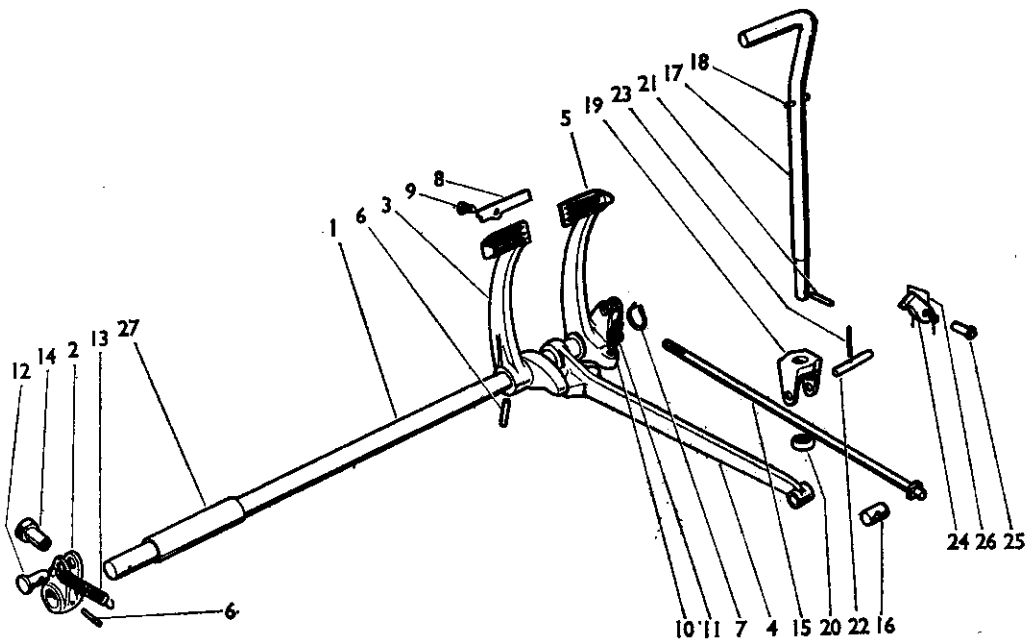


FIGURE 26

Fig. 26 Part No.

Description

Quantity

Remarks

BRAKE CONTROLS

Part No.	Description	Quantity	Remarks
1	904354 Cross Shaft	1	
2	903139 Lever—Brake	1	
3	904330 Brake Pedal—L.H.	1	
4	904331 Operating Lever—Hand Brake	1	
5	904329 Brake Pedal—R.H.	1	
	30884 Shim	2	Nominal
	13176 Grease Nipple, $\frac{1}{4}$ ANF	1	
6	623732 Mills Pin, $\frac{3}{8} \times 2$ in.	2	
7	11129 Circlip, $1\frac{1}{2}$ in. Ext.	1	
8	38656 Locking Plate—Pedal	1	
9	600500 Special Bolt, $\frac{3}{8}$ UNC	1	
	626700 Double Coil Spring Washer	1	
10	606170 Grub Screw, $\frac{1}{8}$ UNC	1	
11	607053 Locknut, $\frac{1}{8}$ UNC	1	
12	38639 Pin	2	
13	14809 Return Spring...	2	
14	607504 Adjusting Nut	2	
	607002 Nut, $\frac{3}{8}$ UNC	2	
15	904362 Brake Rod	2	
16	14744 Lever Pin	2	
17	903027 Hand Lever	1	
18	12328 Mills Pin	1	
19	65773 Fork	1	
20	65784 Spherical Washer	1	
21	623895 Spring Dowel Pin, $\frac{1}{8} \times 2$ in. (Supersedes 12767)	1	
22	904356 Pin—Fork	1	
23	623940 Spring Pin, $\frac{1}{8} \times 1$ in.	1	
24	65786 Pawl	1	
25	900010 Pin—Pawl	1	
26	65787 Spring—Pawl	1	
	621585 Circlip	2	
27	904355 Distance Tube	1	

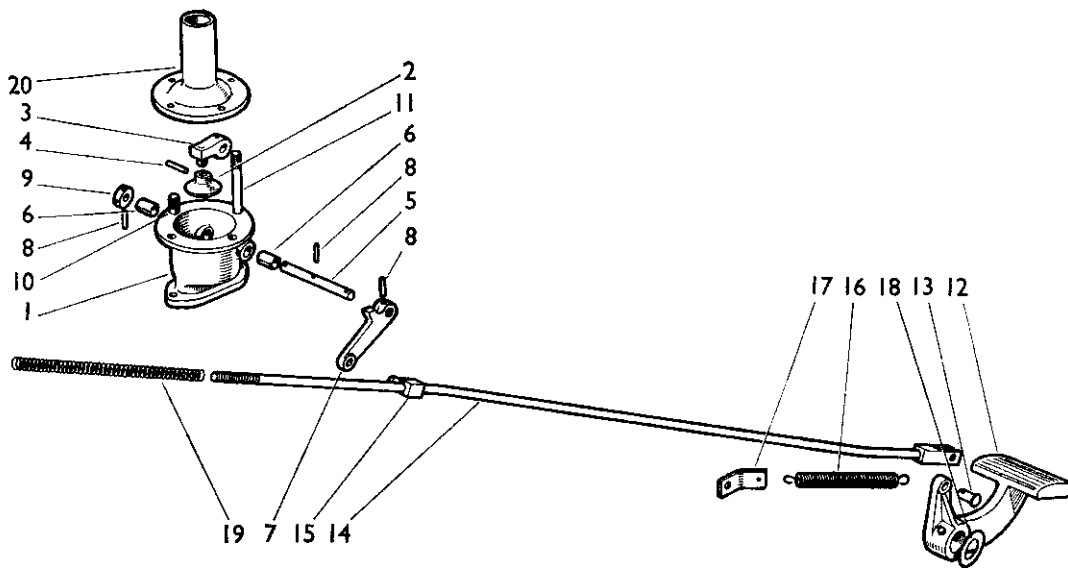


FIGURE 27

Fig. 27 Part No.

Description

Quantity

Remarks

Part No.	Description	Quantity	Remarks
961055	EXHAUST BRAKE (U371)		
906799	Exhaust Valve Assembly	1	
1 907032	Valve Housing	1	906799
2 904545	Valve	1	
3 904537	Valve Lever	1	
4 19541	Split Pin, $\frac{1}{8} \times 1\frac{1}{2}$ in.	1	
5 906454	Operating Spindle	1	
6 904547	Bush	2	
7 906798	Operating Lever	1	
8 623740	Spring Dowel, $\frac{3}{8}$ in. Dia.	3	
9 904551	Collar	1	
10 608200	Stud, $\frac{3}{8}$ UNC \times $1\frac{1}{2}$ in.	2	
68327	Gasket	1	
11 608220	Stud, $\frac{3}{8}$ UNC \times $4\frac{1}{2}$ in.	2	
607503	Brass Nut, $\frac{3}{8}$ UNC	4	
12 906771	Control Pedal	1	
13 906451	Pivot Pin	1	
14 906794	Control Rod	1	
621587	"E" Clip, $\frac{3}{8}$ in.	2	
15 906654	Eye End...	1	
16 906456	Return Spring...	1	
17 906455	Anchor Bracket	1	
13176	Grease Nipple, $\frac{1}{4}$ ANF	1	
18 15484	Washer—Special	1	Nominal
19 906657	Spring—Control Rod	1	
607326	Nyloc Nut, $\frac{3}{8}$ UNC	1	
20 906322	Exhaust Flange	1	
904550	Gasket	1	
602901	Setscrew, $\frac{3}{8}$ UNC \times $\frac{3}{8}$ in.	1	Spring anchor to fuel tank support
607002	Nut, $\frac{3}{8}$ UNC	1	
19482	Spring Washer, $\frac{3}{8}$ in.	1	

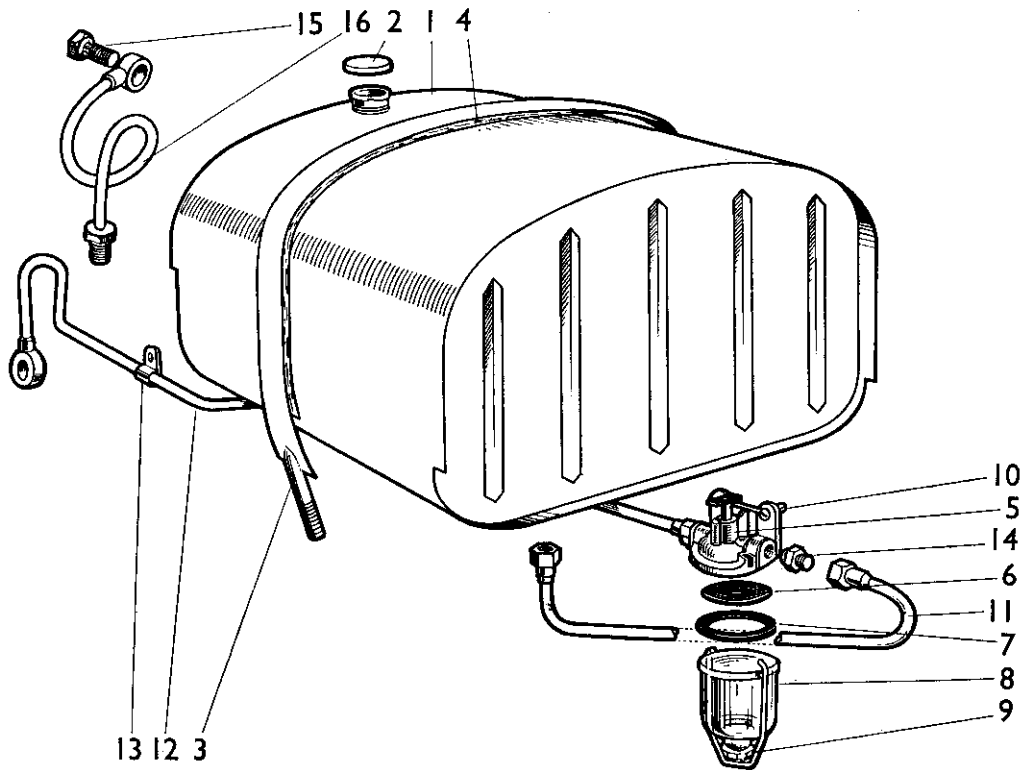


FIGURE 28

Fig. 28 Part No. Description Quantity Remarks

FUEL TANK, PIPES AND FITTINGS

Fig. 28	Part No.	Description	Quantity	Remarks
1	903925	Fuel Tank	1	
2	901983	Filler Cap	1	
3	906004	Strap—Tank Fixing	1	
4	17721	Pad—Tank Strap	1	
	607002	Nut, 3/8 UNC	2	
	19482	Spring Washer, 3/8 in.	2	
5	67319	Fuel Tap and Bowl Assembly	1	
6	89638	Filter Gauze	1	} 67319
7	34065	Bowl Joint	1	
8	34064	Filter Bowl	1	
9	89639	Stirrup and Screw	1	
	900296	Valve	1	
	900297	Sealing Ring (900296)	1	
	900300	Screw—Valve Retaining	1	
10	603925	Screw, Pan Head, 1/4 UNC x 3/8 in. (Replaces 603925)	2	
	607000	Nut, 1/4 UNC	2	
	19480	Spring Washer, 1/4 in.	2	
11	901408	Pipe—Tank to Tap	1	
12	89488	Pipe—Tap to Feed Pump	1	
	12723	Banjo Bolt	1	
	12716	Washer...	1	
	12843	Washer...	1	
13	16368	Pipe Clip	1	
14	12720	Adaptor	2	
15	86417	Banjo Bolt	1	
	36374	Washer	2	
16	908219	Pipe—Leak Off to Tank	1	

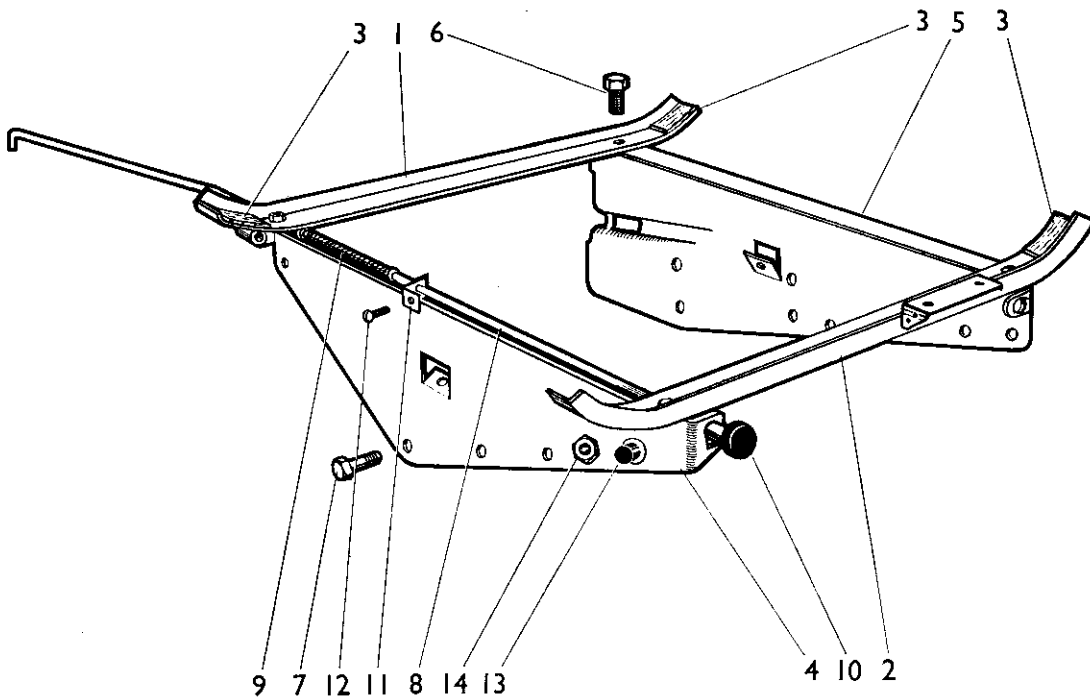


FIGURE 29

Fig. 29 Part No.

Description

Quantity

Remarks

FUEL TANK SUPPORT AND ENGINE CONTROLS

Part No.	Description	Quantity	Remarks
1	89448 Support—Fuel Tank (Front) ...	1	
	908821 Support—Fuel Tank (Rear) ...	1	From Tractor 444553
2	903509 Support—Fuel Tank (Rear) ...	1	To Tractor 444552
3	89449 Tank Seating Pad ...	4	
4	907478 Support Bracket—L.H. ...	1	
5	89453 Support Bracket—R.H. ...	1	
6	602701 Setscrew, $\frac{1}{2}$ UNC \times $\frac{1}{2}$ in. ...	4	Tank support
	607000 Nut, $\frac{1}{2}$ UNC ...	4	support
	19480 Spring Washer, $\frac{1}{4}$ in. ...	4	to
	19470 Washer, $\frac{1}{4}$ in. ...	4	bracket
7	602902 Setscrew, $\frac{3}{8}$ UNC \times $\frac{3}{8}$ in. ...	4	
	19482 Spring Washer, $\frac{3}{8}$ in. ...	4	
8	908504 Engine Stop Rod (Replaces 908221) ...	1	
9	24780 Spring—Stop Rod ...	1	
10	908294 Knob—Engine Stop (Replaces 902575) ...	1	
	11109 Nut, 2 BA Hex. ...	1	
	12939 Washer ...	1	
	19496 Washer, $\frac{1}{4}$ in. ...	3	
	19520 Split Pin, $\frac{1}{8}$ \times $\frac{3}{8}$ in. ...	3	
11	88068 Support Bracket ...	1	
12	614984 Screw, Slotted Pan Hd., No. 10 UNF \times $\frac{1}{2}$ in. ...	1	
	617049 Nut, No. 10 UNF ...	1	
	19488 Spring Washer, $\frac{1}{4}$ in. ...	1	
13	19903 Starter Button ...	1	
14	68534 Isolating Switch ...	1	
	88614 Key ...	2	

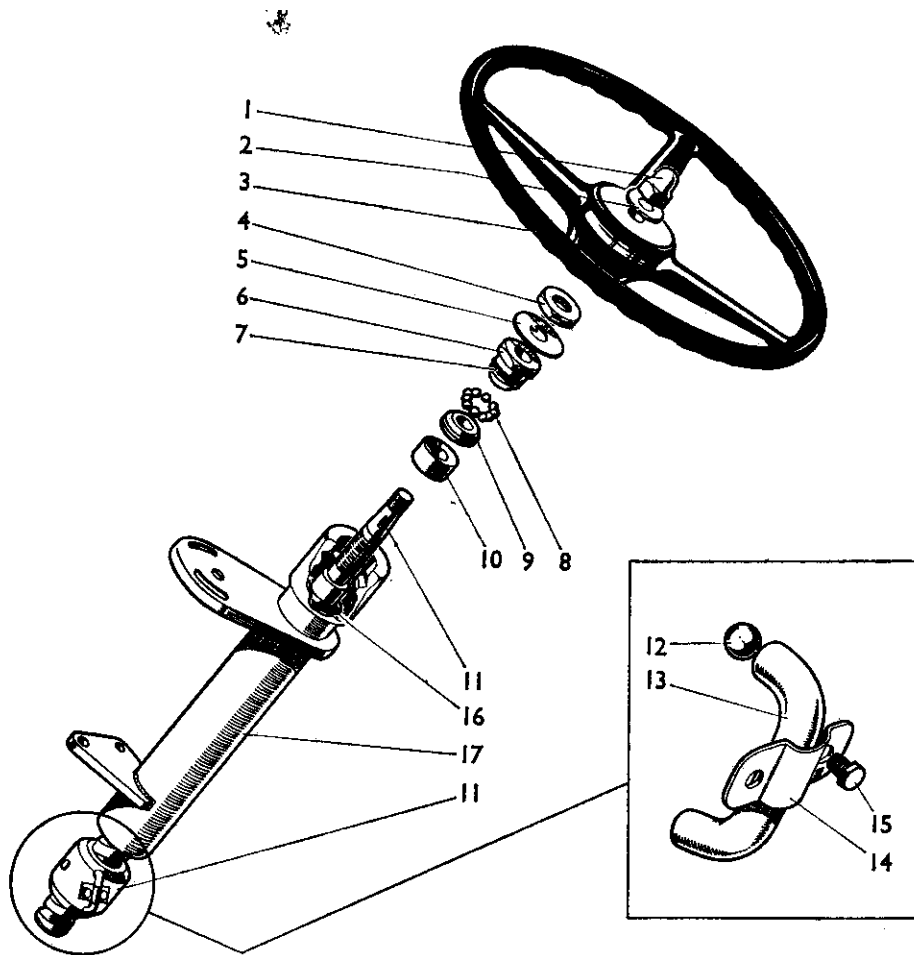


FIGURE 30

Fig. 30 Part No. Description Quantity Remarks

STEERING WHEEL AND COLUMN

Part No.	Description	Quantity	Remarks
1	905679 Domed Nut	1	
2	626671 Special Flat Washer	1	
3	83746 Steering Wheel	1	
	19608 Woodruff Key, No. 606	1	
	905630 Steering Column Assembly	1	
4	903467 Locknut	1	
5	905189 Tab Washer	1	
6	903463 Adjustable Bearing Cone	1	
7	903468 "O" Ring	1	
8	13506 Ball, 3/8 in. Dia.	12	
9	903462 Lower Bearing	1	
10	903461 Spherical Seating	1	
11	906765 Steering Screw and Nut (Not supplied separately)	1	905630
12	11286 Steel Ball, 1/8 in. dia.	28	
13	906990 Transfer Tube	1	906765
14	906991 Clip—Transfer Tube	1	
15	906992 Special Bolt	2	
16	903469 Rubber Baffle	1	
17	906005 Column Support	1	
	13176 Grease Nipple	1	

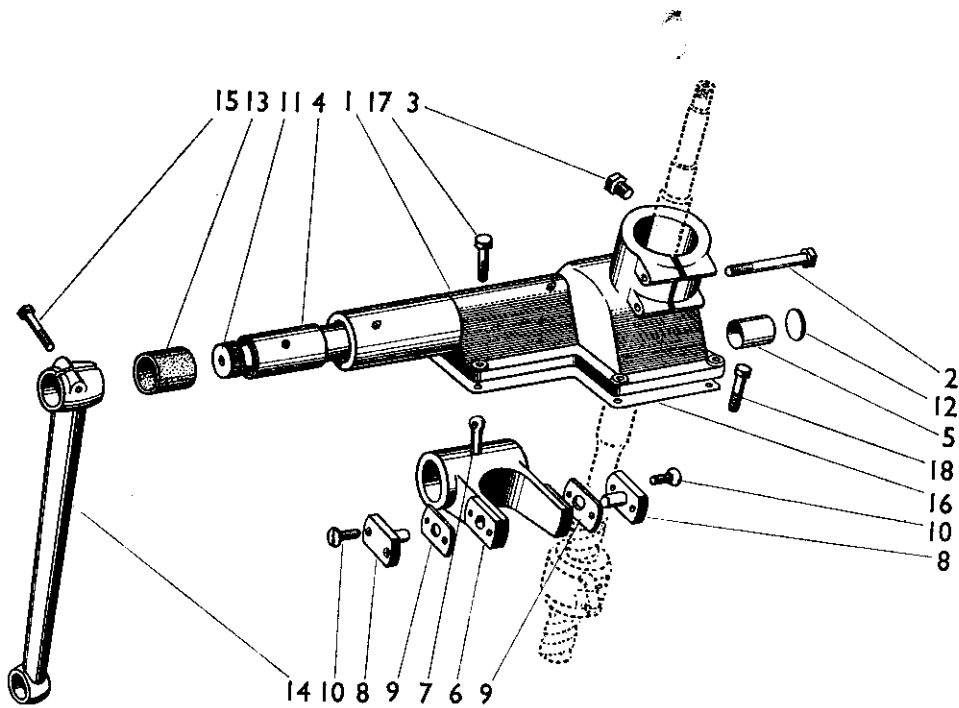


FIGURE 31

Fig. 31 Part No.

Description

Quantity

Remarks

STEERING BOX AND DROP ARM

Part No.	Description	Quantity	Remarks
1	905645 Steering Box	1	
2	600417 Bolt, $\frac{3}{8}$ UNC \times $3\frac{1}{2}$ in.	2	
	607002 Nut, $\frac{3}{8}$ UNC	2	
	19482 Spring Washer, $\frac{3}{8}$ in.	2	
3	606400 Grubscrew, $\frac{3}{8}$ UNC	1	
	607052 Locknut, $\frac{3}{8}$ UNC	1	
	13176 Grease Nipple, $\frac{1}{4}$ in. ANF	3	
4	16561 Bush—Long } Drop Arm Shaft	2	
5	16560 Bush—Short }	1	
6	905646 Rocker Arm	1	
7	26232 Split Pin, $\frac{7}{8} \times 2\frac{1}{2}$ in.	1	
8	900944 Ball Peg	2	
	900945 Shim, .003 in.	2 Sets	
	900946 Shim, .005 in.	2 Sets	
9	900947 Shim, .007 in.	2 Sets	
	900948 Shim, .010 in.	2 Sets	
10	604004 Screw, C'sk. Head, $\frac{1}{4}$ UNC \times $\frac{3}{8}$ in.	4	
11	902673 Drop Arm Shaft	1	
12	10050 Welch Plug	1	
13	86963 Dust Shield—Drop Arm Shaft	1	
14	901140 Drop Arm	1	
15	600412 Bolt, $\frac{3}{8}$ UNC \times $2\frac{1}{2}$ in.	1	Drop
	607002 Nut, $\frac{3}{8}$ UNC	1	arm to
	19482 Spring Washer, $\frac{3}{8}$ in.	1	shaft
16	89395 Gasket—Steering Box	1	Steering box
17	602904 Setscrew, $\frac{3}{8}$ UNC \times 1 in.	2	to
	19482 Spring Washer, $\frac{3}{8}$ in.	6	gearbox
18	600403 Bolt, $\frac{3}{8}$ UNC \times $1\frac{3}{8}$ in.	4	cover

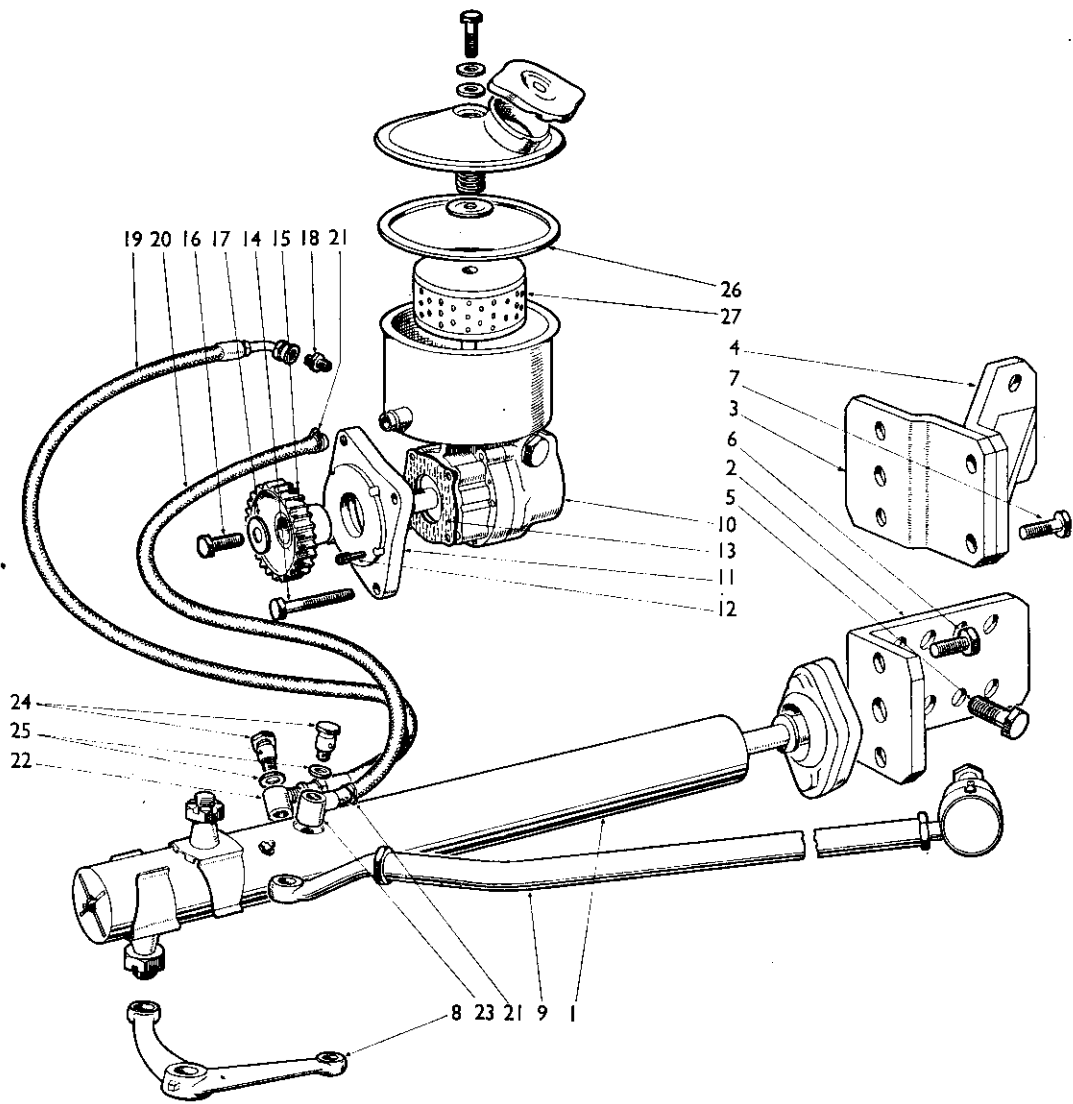


FIGURE 32

906989		POWER-ASSISTED STEERING (U379)						
1	902357	Ram	1	
2	906611	Anchor Bracket—Ram	1	
3	907216	Extension—Anchor Bracket	1	
4	907215	Support Bracket	1	
5	603307	Setscrew, $\frac{3}{8}$ UNC \times $1\frac{1}{2}$ in.	...	Bracket to main	4	
	19485	Spring Washer, $\frac{3}{8}$ in.	...	frame front	4	
6	600611	Bolt, $\frac{7}{8}$ UNC \times $2\frac{1}{8}$ in.	2	
7	603005	Setscrew, $\frac{7}{8}$ UNC \times $1\frac{1}{4}$ in.	2	
	607003	Nut, $\frac{7}{8}$ UNC	4	
	19483	Spring Washer, $\frac{7}{8}$ in.	4	
8	907202	Steering Lever—L.H.	1	
	11312	Taper Washer, $\frac{1}{2}$ in.	2	
	19533	Split Pin, $\frac{1}{4} \times 1\frac{1}{4}$ in.	2	
9	907293	Drag Link Assembly	1	
	902313	Drag Link	1	} 907293
	902316	Eye End...	1	
	622500	Locknut, $\frac{3}{4}$ Whit. 20 TPI	1	
	13176	Grease Nipple, $\frac{1}{4}$ ANF (Not required with 908071)	1	
	905631	Ball Socket Assembly	1	
	908071	Ball Socket Assembly	...	Alternatives	1	
	617104	Slotted Nut	1	} 905631
	622500	Locknut	1	} 908071
	19530	Split Pin, $\frac{3}{32} \times 1$ in.	1	
10	904511	Pump and Tank	1	
11	904190	Support...	1	
12	616501	Socket Screw, $\frac{1}{4}$ UNF	...	Pump	4	
	19480	Spring Washer, $\frac{1}{4}$ in.	...	to	4	
13	904563	Gasket	...	support	1	
	602804	Setscrew, $\frac{3}{8}$ in.	1	
14	600214	Bolt, $\frac{1}{8}$ UNC \times $2\frac{1}{8}$ in.	2	
	600316	Bolt, $\frac{1}{8}$ UNC \times $2\frac{1}{4}$ in.	1	
	19481	Spring Washer, $\frac{1}{8}$ in.	1	
15	904189	Gear—Pump	1	
	82664	Parallel Key, $\frac{1}{16}$ in.	1	
16	600357	Setscrew—Special	1	
17	904523	Washer—Pump	1	
18	620010	Adaptor—Special	1	
	623515	Sealing Washer	1	
19	903042	Hose—Pump to Ram	1	
20	903043	Hose—Ram to Pump Return	1	
21	621770	Hose Clip	2	
22	902096	Banjo	1	
23	902098	Banjo Adaptor	1	
24	902097	Banjo Pin	2	
25	14582	Dowty Sealing Washer	4	
26	960725	Washer—Reservoir Cover	1	
27	960750	Filter Element	1	

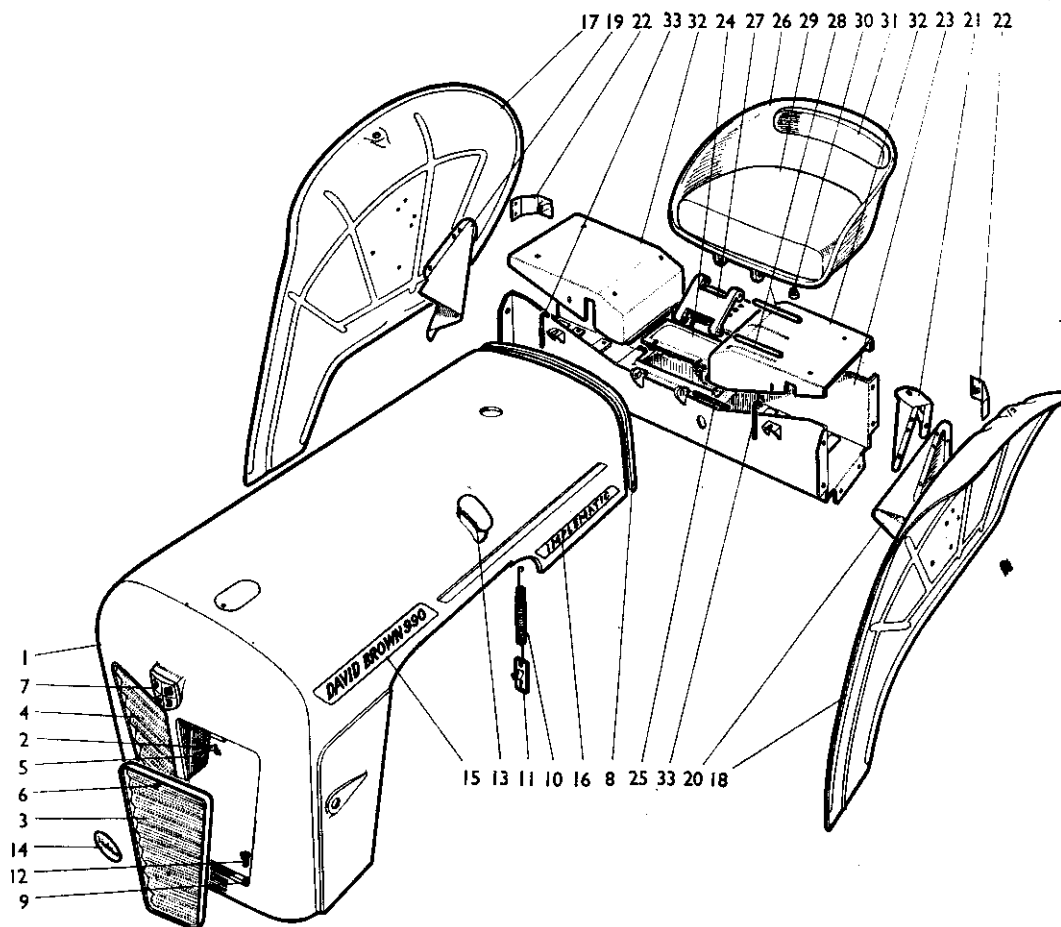


FIGURE 33

Fig. 33 Part No.

Description

Quantity

Remarks

BONNET, MUDGUARDS AND SEAT

1	903165	Bonnet Assembly	1	} 903165
	904154	Bonnet (less Louvres)... ..	1	
2	88671	Spire Latch	2	
	10817	Rivet, Rd. Hd., $\frac{1}{8} \times \frac{3}{16}$ in.	4	
3	902241	Louvre Assembly, L.H.	1	
4	902262	Louvre Assembly—R.H.	1	
5	88672	{ Spire Stud	2	
6	88674	{ Knob—Spring Latch } 902241 and 902262	2	
7	902243	Bonnet Motif	1	
	902368	Spring	1	
	15506	Self-tapping Screw	2	
8	903515	Bonnet Beading	1	
	19660	Bif. Rivet, $\frac{1}{8} \times \frac{3}{16}$ in.	11	
9	19930	Grommet	4	
10	624911	Anchor Spring	2	
11	88680	Finger Grip	2	
	608112	Stud, $\frac{7}{8}$ UNC	2	
12	607216	Wing Nut—Special	2	

Fig. 33	Part No.	Description	Quantity	Remarks
	19481	Spring Washer, $\frac{1}{8}$ in.	2	
13	88690	Rubber Insert—Bonnet Top (Downswept Exhaust)	1	
14	907884	Baseplate—Transfer Mounting	1	Livedrive
	907855	Transfer—"Livedrive"	1	
	14416	Push-on Fix	2	Livedrive
	902585	Rivet Support	2	Livedrive
15	907019	Nameplate, L.H.—"DAVID BROWN"	1	
	907018	Nameplate, R.H.—"DAVID BROWN"	1	
16	907021	Nameplate, L.H.—"IMPLEMATIC"	1	
	907020	Nameplate, R.H.—"IMPLEMATIC"	1	
	961058	Transfer Cement	2 oz. (57 gr.)	
	961059	Transfer Solvent	2 oz. (57 gr.)	
17	904321	Mudguard, R.H.	1	
18	904322	Mudguard, L.H.	1	
	907062	Transfer—Linkage Settings	1	
	604554	Screw, Pan Head, $\frac{7}{8}$ UNC \times $\frac{3}{8}$ in.	1	
	607001	Nut, $\frac{7}{8}$ UNC	1	
	19481	Spring Washer, $\frac{7}{8}$ in.	2	
19	904323	Mudguard Stay, R.H.	1	
20	904324	Mudguard Stay, L.H.	1	
21	904825	Lamp Bracket—Rear	1	
22	907214	Bracket—Reflector	2	
	66892	Reflector	2	
	624150	Rivet—Special	2	
	628200	Huckbolt Collar	29	
	628201	Huckbolt, $\frac{7}{8}$ dia. \times $\frac{1}{2}$ in.	7	
	628202	Huckbolt, $\frac{7}{8}$ dia. \times $\frac{7}{8}$ in.	22	
	602702	Setscrew, $\frac{1}{2}$ UNC \times $\frac{3}{8}$ in.—Mudguard to Footplate	4	
	607000	Nut, $\frac{1}{2}$ UNC	4	
	19480	Spring Washer, $\frac{1}{2}$ in.	4	
	19470	Washer, $\frac{1}{2}$ in.	4	
	18038	Hammer Drive Screw	4	
	905050	Instruction Plate (English)	1	
	904319	Support Bracket and Toolbox Lid Assembly...	1	
	908302	Support Bracket and Toolbox Lid Assembly	1	
23	908280	Support Bracket (908302)	1	904319 up to Tractor 441587 908302 908302 from Tractor 441588
24	901647	Toolbox Lid	1	
25	902463	Hinge Pin	1	
	604135	Phillips C'sk Screw, $\frac{3}{8}$ UNC \times $\frac{3}{4}$ in.	4	
26	902458	De-Luxe Seat	1	
27	902379	Pivot Link	1	
28	902380	Pivot Pin	2	
	19474	Washer, $\frac{1}{2}$ in.	4	
	11302	Circlip, $\frac{1}{2}$ in. Ext.	4	
29	901757	Cushion and Cover (Pan Seat) Assembly	1	
	901468	Cushion—Pan Seat	1	901757
	901469	Cover—Cushion	1	
30	901471	Rubber Button	2	
31	906094	Back Rest Assembly...	1	
	19482	Spring Washer, $\frac{3}{8}$ in.	2	
	902094	Plate—Back Rest	1	906094
	902095	Pad—Back Rest	1	
	901668	Cover—Pad	1	
	690622	Coach Bolt Rd.Hd., $\frac{3}{8}$ UNC \times 1 in.	2	
	607202	Wing Nut, $\frac{3}{8}$ UNC	2	
32	86362	Battery Cover Assembly (Used with 904319)	2	
	86363	Battery Cover	2	86362
33	89251	Battery Cover Clip	4	
	901825	Distance Piece	4	
	12170	Nyloc Nut	4	
	908281	Battery Cover (Used with 908302)	2	
	607508	Special Nut, $\frac{1}{2}$ UNC	4	
	19470	Special Washer, $\frac{1}{2}$ in.	4	
	86414	Grommet—Seat Support Bracket	2	

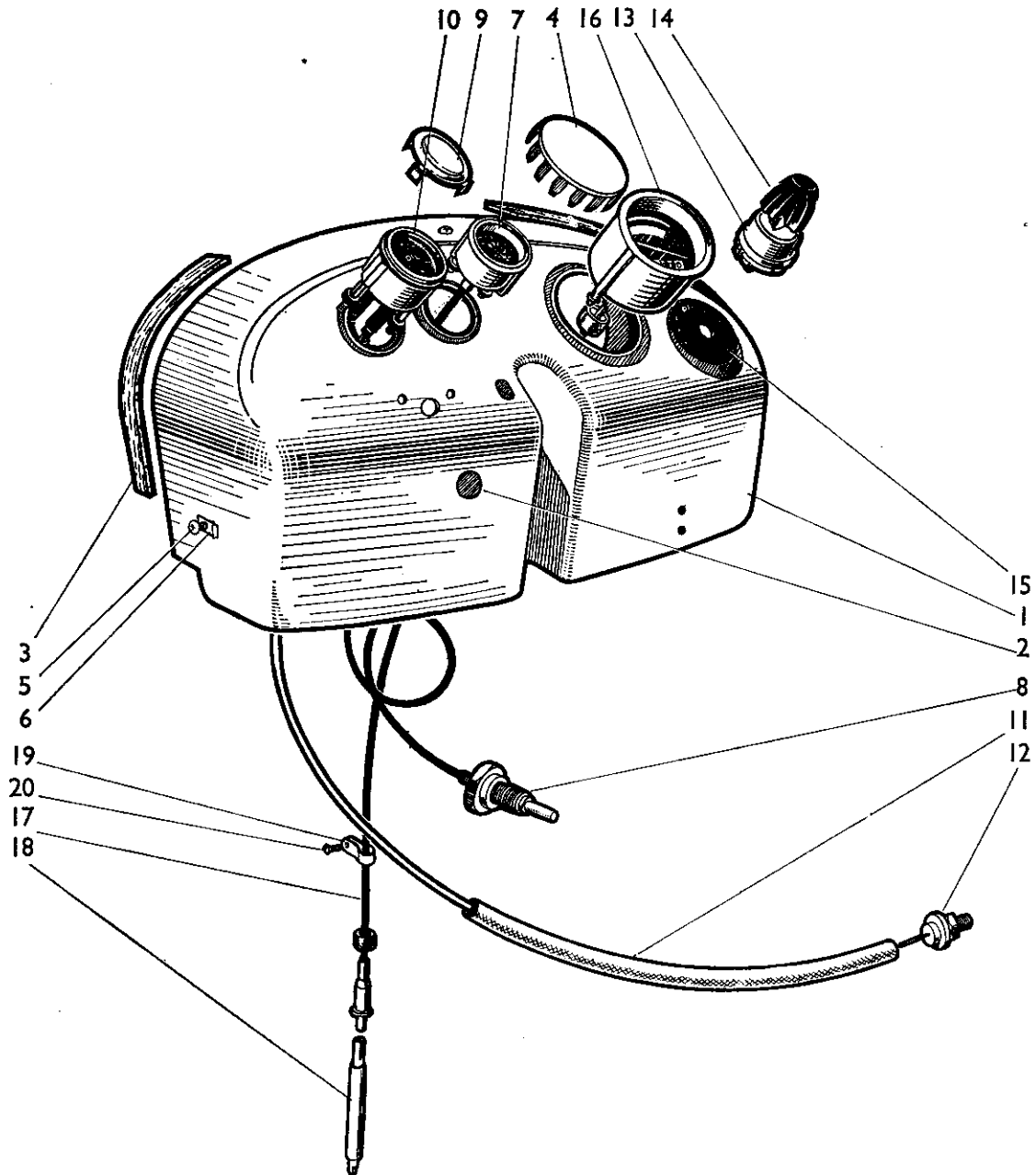


FIGURE 34

INSTRUMENT PANEL

1	903443	Instrument Panel	1	
2	627870	Plug Button	1	
3	903513	Seating Strip	2	
4	901854	Blanking-off Plate—Tractormeter	1	
5	624791	Sheet Metal Screw	3	
6	15539	Captive Nut	3	
7	907988	Thermo Gauge	1	} U438 (908031)
8	907985	Sender	1	
	626444	Copper Washer	1	
	11885	Spring Washer	2	
	907997	Lead—Isolating Switch to Thermo Gauge	1	
	907998	Lead—Thermo Gauge to Connector	1	
	907999	Lead—Connector to Sender	1	
9	903487	Blanking Plate—Thermometer	1	
10	908351	Warning Light Assembly (less Harness)... ..	1	Supersedes 907476
11	908884	Harness—Ignition and Oil Warning Lights	1	From Tractor 444553
	908352	Harness—Ignition and Oil Warning Lights	1	To Tractor 444552
12	903851	Switch—Oil Warning	1	
	15030	Copper Washer, $\frac{1}{4}$ BSP	1	
	901836	Lighting Switch Assembly	1	
13	901980	Switch	1	} 901836
14	901981	Knob	1	
15	901982	Escutcheon Plate	1	
	14658	“O” Ring	1	
	907387	Transfer—“Pull to Stop”	1	
	908524	Transfer—“To Stop Lift Knob and Release”	1	

TRACTORMETER

16	907091	Tractormeter (MPH)	1	
	907092	Tractormeter (KPH)	1	
17	901132	Cable (Inner and Outer)	1	
	904133	Inner Cable	1	
18	906554	Drive Spindle	1	
	10518	Buckle Clip	2	
19	19917	Cable Clip	1	
20	624792	Screw—Parker Kalon, No. 10, Type “A”	1	

908035 HORN AND PUSH BUTTON (U439)

	907861	Horn and Bracket	1	
	908033	Carrier Plate—Horn	1	
	602702	Setscrew, $\frac{1}{4}$ UNC \times $\frac{5}{8}$ in.	2	
	19480	Spring Washer, $\frac{1}{4}$ in.	2	
	607000	Nut, $\frac{1}{4}$ UNC	2	
	608214	Stud—Inlet Manifold	2	
	19482	Spring Washer, $\frac{3}{8}$ in.	2	
	607045	Nut, $\frac{3}{8}$ UNC (Replaces 607503)	2	
	19911	Horn Push	1	
	908047	Seating Pad	1	
	19392	Setscrew, 5 BA \times $\frac{3}{8}$ in.	2	
	19487	Spring Washer, $\frac{1}{8}$ in.	2	
	19419	Nut, 5 BA	2	
	907305	Lead—Isolating Switch to Horn Push	1	
	908019	Lead—Horn Push to Connector	1	
	908020	Lead—Connector to Horn	1	
	907996	Lead—Horn to Earth	1	

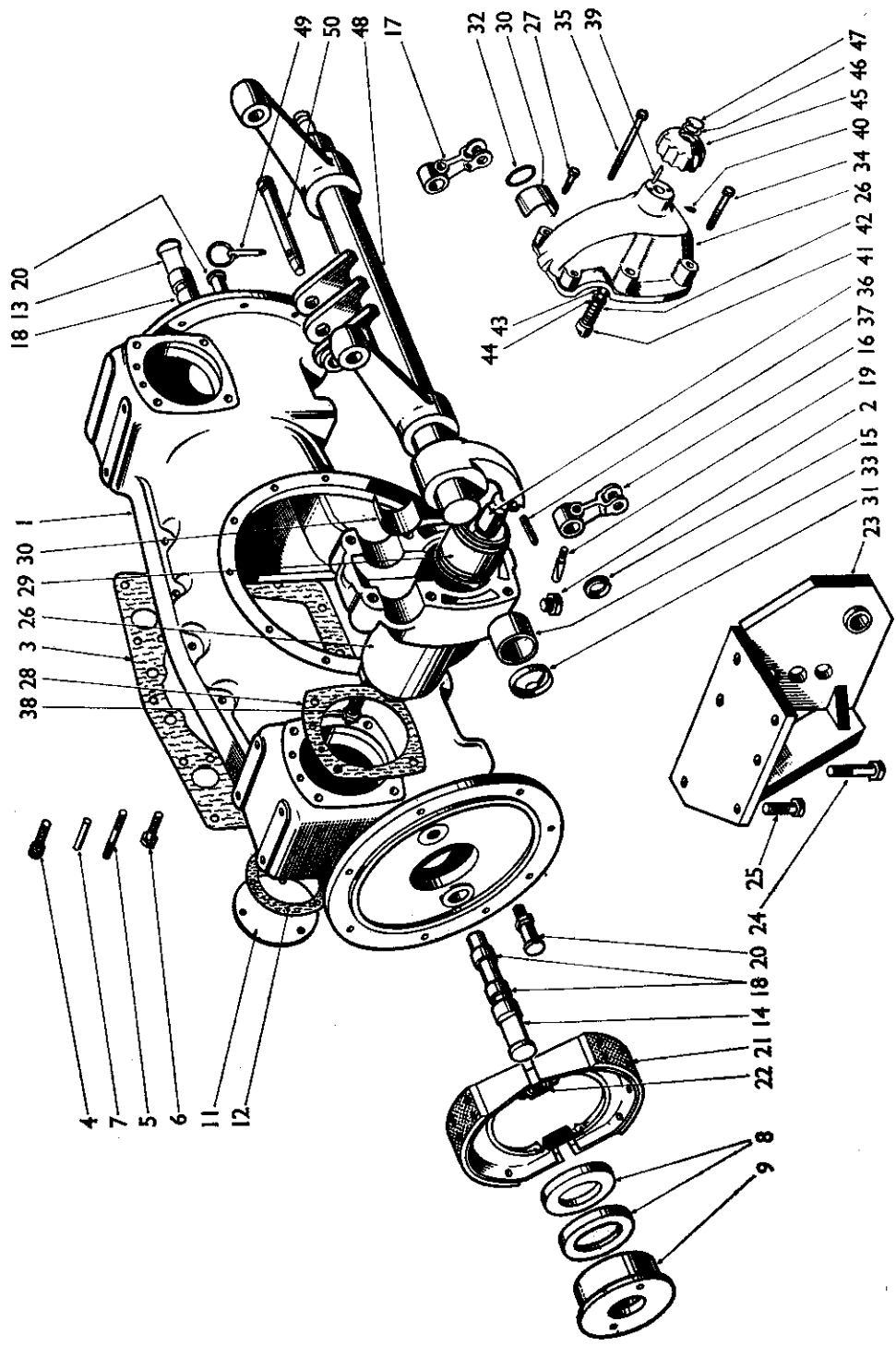


FIGURE 35

**REAR AXLE CASING,
CYLINDER AND RAMSHAFT**

Part No.	Description	Quantity	Remarks
1	906650 Rear Axle Casing	1	
2	24850 Drain Plug, 1/2 BSP	1	
	626769 "Selon" Sealing Washer	1	
	11482 Dowel, 7/8 x 1 1/2 in.—Axle Case to Reductions	4	
3	30893 Gasket—Axle Casing to Main Frame	1	
4	606656 Screw, Cap Head 7/8 UNC	2	
5	608303 Stud—Front Flange	5	
6	603004 Setscrew, 7/8 UNC x 1 1/8 in.	2	
	607003 Nut, 7/8 UNC	5	
	19483 Spring Washer, 7/8 in.	7	
	11523 Lockwasher, 7/8 in.	2	
7	15217 Dowel	2	
8	13353 Oil Seal	4	
9	62356 Oil Seal Housing	2	
11	38335 Cover Plate (Not required when U279 is fitted)...	1	
12	38560 Gasket	1	
	602803 Setscrew, 7/8 UNC x 3/4 in.	3	
	19481 Spring Washer, 7/8 in.	3	
13	30831 Brake Camshaft, R.H.	1	
14	30832 Brake Camshaft, L.H.	1	
15	85417 Dirt Excluder	2	
16	30833 Cam Lever, L.H.	1	
17	86343 Cam Lever, R.H.	1	
18	30835 Bush	4	
	11522 Shakeproof Washer, 3/8 in.	2	
	607002 Nut, 3/8 UNC	2	
	19472 Washer, 3/8 in.	2	
19	609425 Cotter Pin	2	
	19485 Spring Washer, 3/8 in.	2	
20	906002 Fulcrum Pin	2	
	903806 Brake Shoe and Lining Assembly	4	
21	903512 Brake Shoe	4	903806
	903511 Brake Lining	4	
	624014 Rivet, 7/8 x 3/8 in.	16	
	13048 Rivet, 7/8 x 3/8 in.	16	
22	63462 Spring	4	
23	901785 Hitch Bracket, L.H.	1	
	901786 Hitch Bracket, R.H.	1	
24	601233 Bolt, 3/8 UNC x 2 1/2 in. Hitch brackets	4	
25	603306 Setscrew, 3/8 UNC x 1 1/2 in. to rear	4	
	904387 Tabwasher axle casing	4	
26	961033 Cylinder Body and Cover	1	
	961027 Cover and Lift Lock Assembly	1	
27	600815 Bolt, 1/2 UNC x 3 1/2 in.	2	
	607004 Plain Nut, 1/2 UNC	2	
	11518 Lockwasher, 1/2 in. Dia.	2	
28	36310 Gasket—Cylinder to Rear Axle Casing	1	
29	907502 Piston and Insert	1	
	623542 "O" Ring	1	
	628050 Anti-Extrusion Ring	1	
30	30060 Half Bearing	2	
31	30061 Sealing Disc	1	
32	623538 "O" Ring	1	
33	621341 Pierced Bush	1	
34	600822 Bolt, 1/2 UNC x 5 in.	2	
	11518 Lock Washer, 1/2 in. Dia.	2	
35	601274 Bolt, 3/8 UNC x 12 1/2 in.	2	
	11756 Fibre Washer	2	

Fig. 35 Part No.

	Part No.	Description	Quantity	Remarks
	11516	Lock Washer, $\frac{3}{8}$ in. ...	2	
	607006	Nut, $\frac{3}{8}$ UNC ...	2	
	13176	Grease Nipple, $\frac{1}{4}$ ANF ...	2	
36	906617	Connecting Rod ...	1	
37	623920	Spring Pin ...	1	
38	906793	Bleeder Nut ...	1	
	17063	Ball, $\frac{1}{4}$ in. ...	1	
39	620027	Needle Roller ...	2	
40	606052	Locating Screw (Supersedes 906878) ...	1	
41	906877	Latch Pin ...	1	
42	625139	Spring ...	1	961027
43	24556	"O" Ring ...	1	
44	907061	Spacer Ring ...	1	
45	906880	Knob ...	1	
46	906879	Shim, .020 in. ...	As req'd	
47	11290	Circlip ...	1	
48	906477	Ramshaft Assembly ...	1	
49	66408	Linch Pin and Ring ...	1	906477
	903407	Extension ...	1	
50	904337	Link Pin ...	1	
	960595	Brake Lining and Rivet Pack ...	1	

← ILLUSTRATED ON PAGE 54

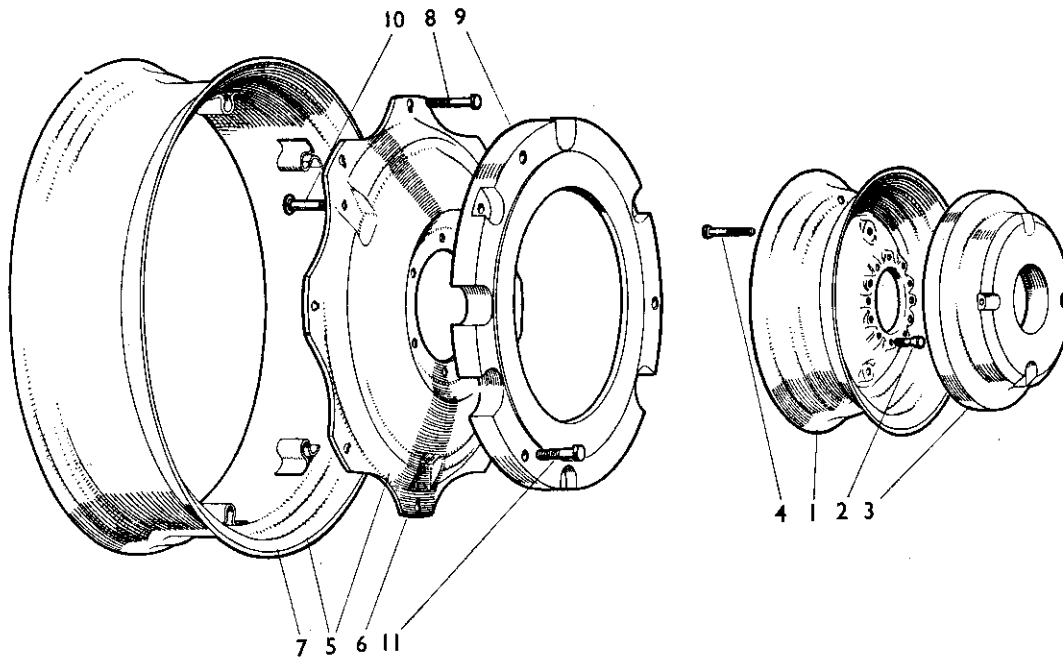


FIGURE 36

Fig. 36 Part No.

	Part No.	Description	Quantity	Remarks
FRONT WHEELS				
1	907803	Front Wheel, 4.50E x 16 in. (Fits 6.00 x 16 in. tyres) ...	2	Six-bolt fixing
	907805	Front Wheel, 5.50F x 16 in. (Fits 7.50 x 16 in. tyres) ...	2	
	907858	Front Wheel, 3.62 x 19 in. (Fits 6.00 x 19 in. tyres) ...	2	
2	907400	Wheel Bolt, $\frac{1}{2}$ UNC x 1 in. ...	12	
	86145	Front Wheel, 4.00E x 16 in. (Fits 6.00 x 16 in. tyres) ...	2	Five-bolt fixing
	905277	Front Wheel, 5.50F x 16 in. (Fits 7.50 x 16 in. tyres) ...	2	
	907493	Front Wheel, 3.62 x 19 in. (Fits 6.00 x 19 in. tyres) ...	2	
	16228	Wheel Bolt, $\frac{3}{8}$ BSF x $1\frac{1}{2}$ in. ...	10	

Fig. 36 Part No.

	Part No.	Description	Quantity	Remarks
3	909316	Ballast Weight (Replaces 907893) ...	4	U427 (907796) For Wheels 907803 and 907858
4	600829	Bolt, $\frac{1}{2}$ UNC \times 6 $\frac{3}{4}$ in. (Replaces 600829) ...	8	
	19484	Spring Washer, $\frac{1}{2}$ in....	8	
	607004	Nut, $\frac{1}{2}$ UNC ...	8	
	909316	Ballast Weight ...	4	U475 (909326) For Wheels 907805
	909324	Spacer Tube ...	8	
	600831	Bolt, $\frac{1}{2}$ UNC \times 7 $\frac{1}{2}$ in....	8	
	19484	Spring Washer, $\frac{1}{2}$ in....	8	
	607004	Nut, $\frac{1}{2}$ UNC ...	8	U375 (906985) For Five-bolt Wheels
	907006	Ballast Weight ...	2	
	600810	Bolt, $\frac{1}{2}$ UNC \times 2 $\frac{1}{2}$ in....	8	
	19484	Spring Washer, $\frac{1}{2}$ in....	8	
	607004	Nut, $\frac{1}{2}$ UNC ...	8	

REAR WHEELS

5	901851	Rear Rim and Centre Assembly, W10 \times 32 in. (Fits 11 \times 32 in. tyres) ...	2	
6	901853	Rear Wheel Centre ...	1	901851
7	901852	Rear Wheel Rim ...	1	
8	621003	Rim Bolt, $\frac{5}{8}$ BSF \times 2 $\frac{3}{4}$ in. ...	8	
	19485	Spring Washer ...	8	
	19406	Nut, $\frac{5}{8}$ BSF ...	8	
	900329	Rear Rim and Centre Assembly, W10 \times 36 in. (Fits 11 \times 36 in. tyres)...	2	900239
	89742	Rear Wheel Centre ...	1	
	89741	Rear Wheel Rim ...	1	
	11541	Rim Bolt, $\frac{5}{8}$ BSF \times 2 $\frac{3}{4}$ in. ...	4	
	19406	Nut, $\frac{5}{8}$ BSF ...	4	
	19485	Spring Washer, $\frac{5}{8}$ in....	4	
	903268	Twin Rear Wheels and Centre Assembly, 10 \times 32 in. (Fits 11 \times 32 in. tyres) ...	2	903268
	903267	Rear Wheel Centre—Inner...	1	
	903266	Rear Wheel Centre—Outer	1	
	901852	Rear Wheel Rim ...	2	
	621003	Rim Bolt, $\frac{5}{8}$ BSF \times 2 $\frac{3}{4}$ in. ...	16	
	19485	Spring Washer, $\frac{5}{8}$ in....	16	
	19406	Nut, $\frac{5}{8}$ BSF ...	16	
	19312	Bolt, $\frac{5}{8}$ BSF \times 3 $\frac{1}{4}$ in.—Wheels to Final Drive Shaft	6	
	19485	Spring Washer, $\frac{5}{8}$ in....	6	
	903264	Special Nut, $\frac{5}{8}$ BSF ...	6	
	87297	Rear Rim and Centre Assembly, W11 \times 28 in. (Fits 13 \times 28 in. tyres) ...	2	87297
	86283	Rear Wheel Centre ...	1	
	67980	Rear Wheel Rim ...	1	
	15471	Rim Bolt, $\frac{5}{8}$ BSF \times 2 $\frac{3}{4}$ in. ...	6	
	19485	Spring Washer, $\frac{5}{8}$ in. ...	6	
	19406	Nut, $\frac{5}{8}$ BSF ...	6	
	902802	Rear Rim and Centre Assembly, DW12 \times 30 in. (Fits 14 \times 30 in. tyres) ...	2	902802
	86283	Rear Wheel Centre ...	1	
	902160	Rear Wheel Rim ...	1	
	15471	Rim Bolt, $\frac{5}{8}$ BSF \times 2 $\frac{3}{4}$ in. ...	6	
	19485	Spring Washer, $\frac{5}{8}$ in. ...	6	
	19406	Nut, $\frac{5}{8}$ BSF ...	6	
9	86167	Ballast Weight ...	4	U184 (21180) For Wheels 901851
10	690452	Carriage Bolt, $\frac{5}{8}$ BSF ...	6	
	19406	Nut, $\frac{5}{8}$ BSF ...	6	
	19485	Spring Washer, $\frac{5}{8}$ in. ...	6	
	910181	Distance Piece ...	6	
11	19305	Bolt, $\frac{5}{8}$ BSF \times 2 in. } Weight to weight	6	U406 (907207) For Wheels 87297 and 902802
	19485	Spring Washer, $\frac{5}{8}$ in. }	6	
	908766	Ballast Weight ...	4	
	908772	Special Stud ...	6	

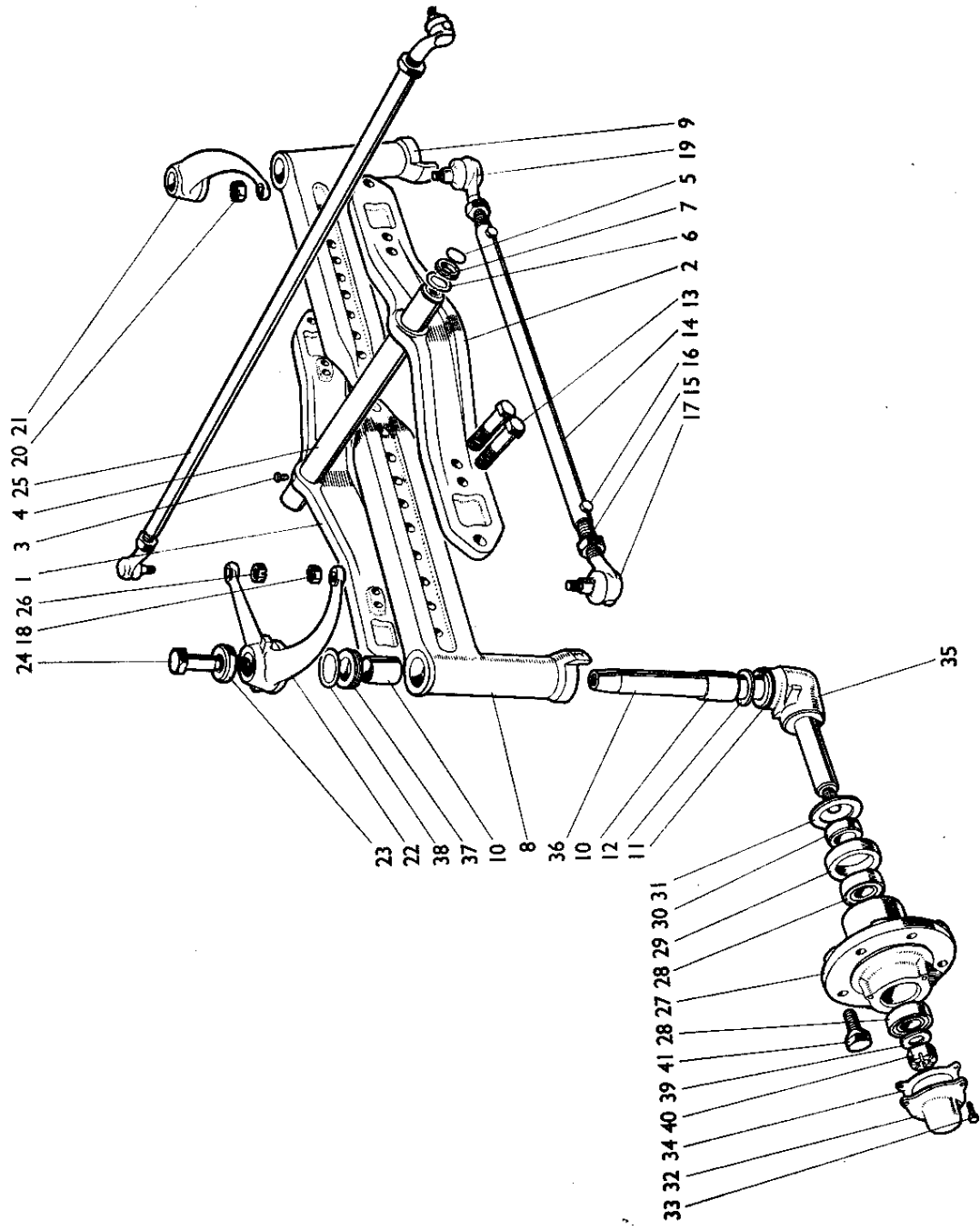


FIGURE 37

FRONT AXLE

Part No.	Description	Quantity	Remarks
1	906197 Centre Beam—Front	1	
2	906198 Centre Beam—Rear	1	
3	606863 Bolt, Cap Hd. $\frac{3}{8}$ UNC \times $\frac{7}{8}$ in.	1	
4	906211 Trunnion Pin	1	
5	15596 Sealing Ring—Trunnion Pin	1	
6	902719 Thrust Washer, $\frac{1}{2}$ in.	As req'd	
	902720 Thrust Washer, $\frac{1}{2}$ in.	As req'd	
	902721 Thrust Washer, $\frac{3}{8}$ in.	As req'd	
	86661 Thrust Washer, $\frac{3}{8}$ in.	As req'd	
	86662 Thrust Washer, $\frac{1}{2}$ in.	As req'd	
	86663 Thrust Washer, $\frac{3}{8}$ in.	As req'd	
	86664 Thrust Washer, $\frac{1}{2}$ in.	2	
7	15619 Dirt Excluder	2	
8	961014 Beam Extension, L.H. (with Bushes and Seal Retainer)...	1	
9	961013 Beam Extension, R.H. (with Bushes and Seal Retainer)...	1	
10	11598 Bush—Stub Axle	4	Standard
	14411 Bush—Stub Axle (.020 in. Undersize)	—	Also suitable for earlier models
	14412 Bush—Stub Axle (.040 in. Undersize)	—	
11	15594 Sealing Ring—Stub Axle	2	
12	33682 Thrust Washer—Stub Axle	2	
	13176 Grease Nipple, $\frac{1}{4}$ ANF	2	
13	601417 Bolt, $\frac{3}{8}$ UNC \times $4\frac{1}{2}$ in.	4	
	607007 Nut, $\frac{3}{8}$ UNC	4	
	19486 Spring Washer, $\frac{3}{8}$ in.	4	
14	906209 Spacer Tube—Trackrods	1	
15	906210 Trackrod	2	
16	600316 Bolt, $\frac{1}{2}$ UNC \times $2\frac{1}{2}$ in.	2	
	19481 Spring Washer, $\frac{1}{2}$ in.	2	
	607044 Nut, $\frac{1}{2}$ UNC	2	
17	908071 Ball Socket Assembly (Supersedes 905631)	1	
18	617104 Slotted Nut, $\frac{1}{2}$ UNF	2	908071
	622500 Locknut	2	
	19530 Split Pin, $\frac{3}{32}$ \times 1 in.	2	
19	908071 Ball Socket Assembly (Supersedes 905632)	1	
20	617104 Slotted Nut, $\frac{1}{2}$ UNF	2	908071
	622500 Locknut	2	
21	906205 Steering Lever, R.H.	1	
22	906204 Steering Lever, L.H.	1	
	907202 Steering Lever, L.H. (Power Steering Only)	1	
	15592 Parallel Key	2	
23	15595 Special Washer	2	
24	601210 Bolt, $\frac{3}{8}$ UNC \times $2\frac{1}{2}$ in.	2	
	19485 Spring Washer, $\frac{3}{8}$ in.	2	
25	905625 Drag Link Assembly	1	
	901646 Drag Link	1	
	908071 Ball Socket Assembly (Supersedes 905631)	2	905625
26	617104 Slotted Nut, $\frac{1}{2}$ UNF	2	
	622500 Locknut	2	
	907293 Drag Link Assembly (Power Steering only)	1	
	903411 Drag Link Assembly (for Wheels 905277)	1	
27	910176 Front Hub (Supersedes 907800)	2	Six-bolt wheel
	906557 Front Hub	2	Five-bolt wheel
28	620046 Taper Roller Bearing	4	
29	15638 Oil Seal	2	
30	906569 Oil Seal Sleeve	2	960966
31	906568 Dirt Excluder	2	
32	908913 Hub Cap (Supersedes 15610)	2	
33	602802 Setscrew, $\frac{1}{8}$ UNC \times $\frac{3}{8}$ in.	6	
	19481 Spring Washer, $\frac{1}{8}$ in.	6	

Fig. 37 Part No.	Description	Quantity	Remarks
13176	Grease Nipple, $\frac{1}{4}$ ANF	2	
34 15344	Gasket—Hub Cap	2	
35-36 960966	Stub Axle Assembly (with Sleeve and Dirt Excluder)	2	
37 906059	Seal Retainer—Top	2	
38 15594	Sealing Ring	2	
39 626673	Special Washer	2	
40 617157	Slotted Nut, $\frac{3}{4}$ UNF (Replaces 617107)	2	
19541	Split Pin, $\frac{1}{2} \times 1\frac{1}{8}$ in.	2	
41 907400	Wheel Bolt, $\frac{1}{2}$ UNC \times 1 in.	12	Six-bolt fixing
16228	Wheel Bolt, $\frac{1}{8}$ BSF \times 1 $\frac{1}{8}$ in.	10	Five-bolt fixing

← ILLUSTRATED ON PAGE 58

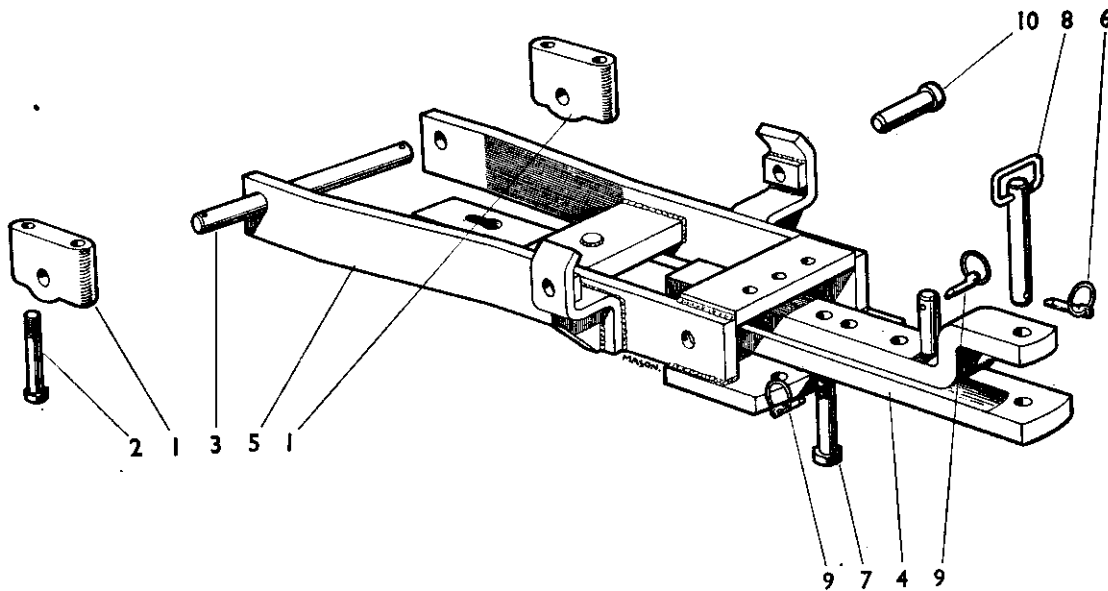


FIGURE 38

Fig. 38 Part No.	Description	Quantity	Remarks
------------------	-------------	----------	---------

UNIVERSAL DRAWBAR

1	903969	Hinge Bracket	2	} U463
2	601215	Bolt, $\frac{3}{8}$ UNC \times 3 $\frac{1}{2}$ in.	4	
	12994	Tab Washer	4	
3	903935	Hinge Bar	1	
	19558	Split Pin, $\frac{1}{2} \times 1\frac{1}{8}$ in.	2	
5	904491	Drawbar Support	1	
10	908290	Special Bolt	2	
	607049	Nut, $\frac{3}{4}$ UNC	2	
	19486	Spring Washer, $\frac{3}{4}$ in.	2	
	626678	Washer—Special	As req'd	
4	903937	Drawbar	1	} U373
6	900139	Linch Pin and Ring	1	
7	903940	Lateral Stop Pin	1	
8	901782	Hitch Pin—Drawbar	1	
9	62995	Linch Pin and Ring	2	

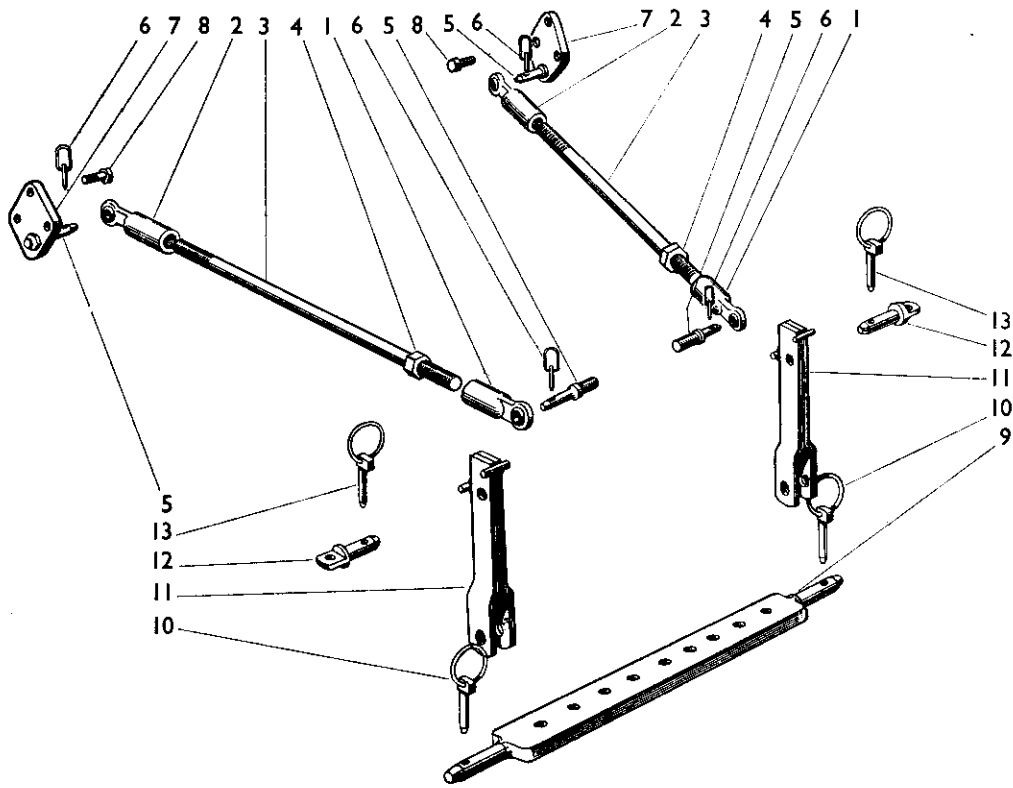


FIGURE 39

Fig. 39 Part No.

Description

Quantity

Remarks

906992 STABILISER BARS (U382)

Part No.	Description	Quantity	Remarks
907039	Stabiliser Assembly—Lower Link	2	
1 901821	Ball Housing—Rear	2	907039
2 901818	Ball Housing—Front	2	
3 901815	Screwed Bar	2	
4 11569	Locknut, 1 in. BSF	2	
5 907008	Pin—Lower Link and Support Plate...	4	
607049	Nut, 3/8 UNC (Plated) (Replaces 607007)	4	
19486	Spring Washer, 3/8 in.	4	
6 900139	Linch Pin and Ring	2	
7 901824	Support Plate	2	
8 603107	Setscrew, 1/2 UNC x 1 1/2 in.	6	Support plate to spur reduction
19484	Spring Washer, 1/2 in.	6	

85782 LINKAGE DRAWBAR (U291)

Part No.	Description	Quantity
9 902280	Linkage Drawbar	1
10 900139	Linch Pin and Ring	2
11 902281	Lift Rod Extension	2
12 903399	Hitch Pin	2
13 66408	Linch Pin and Ring	2

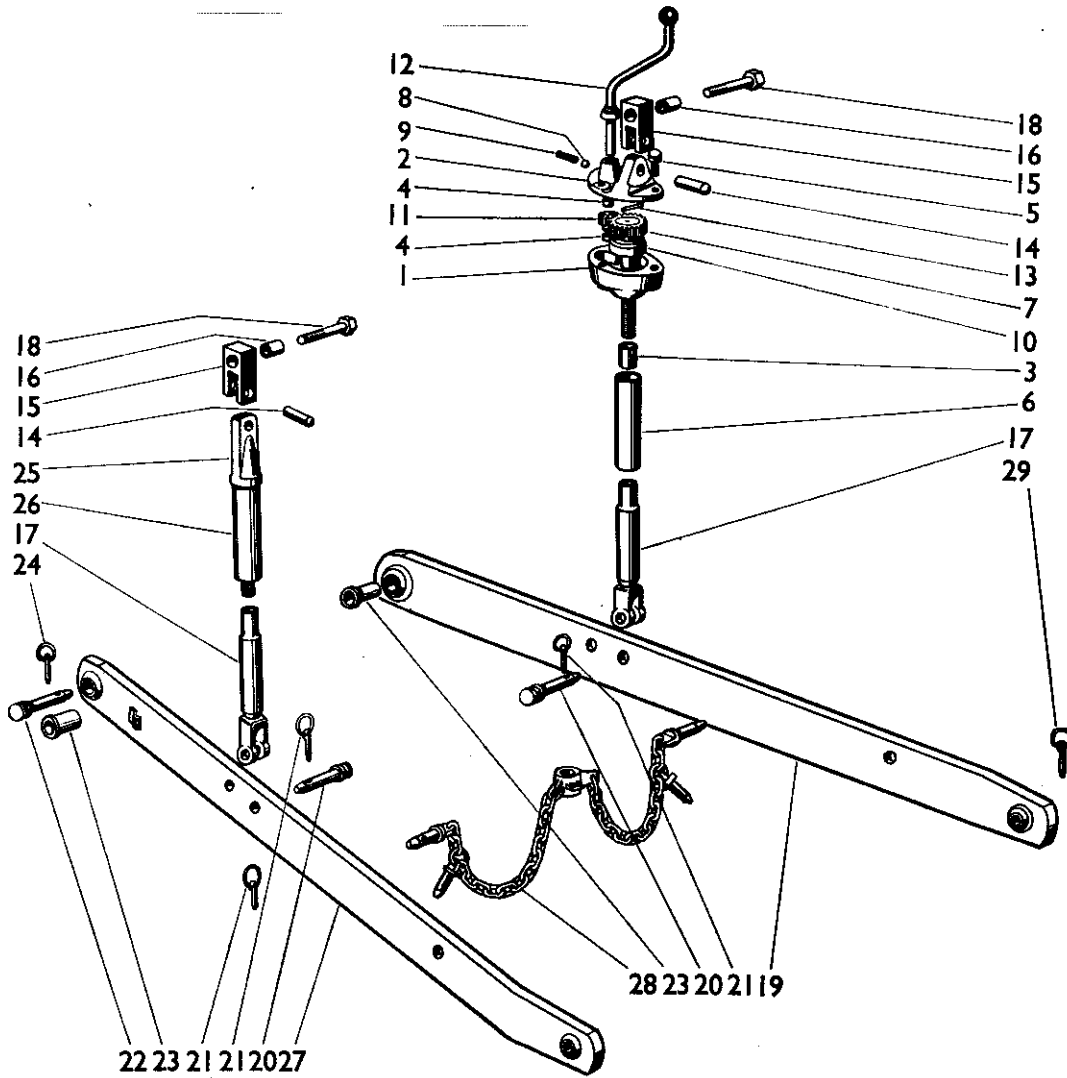


FIGURE 40

LEVELLING LEVER AND LOWER LINK

Part No.	Description	Quantity	Remarks
906095	Levelling Lever Assembly	1	
1 961034	Gear Housing (Complete with Bushes)	1	} 906095
2 902185	Cap—Gear Housing (Complete with Bush)	1	
3 621339	Bush	1	
4 621340	Bush	2	
5 602904	Setscrew, $\frac{3}{8}$ UNC \times 1 in.	3	
19482	Spring Washer, $\frac{3}{8}$ in.	3	
6 907975	Outer Tube	1	
7 907974	Levelling Screw	1	
8 11483	Steel Ball, $\frac{1}{8}$ in.	1	
9 625128	Spring	1	
10 19187	Thrust Bearing	1	
11 901951	Spur Pinion	1	
12 907046	Hand Lever and Shield	1	
13 623741	Spring Dowel Pin	1	
14 901962	Pivot Pin	1	
15 901960	Fork End	1	
16 901963	Bush	1	
13176	Grease Nipple	3	
17 907938	Adjusting Nut	1	
18 601413	Bolt, $\frac{3}{8}$ UNC \times $3\frac{1}{2}$ in.	1	
19476	Washer, $\frac{3}{8}$ in.	1	
607332	Nyloc Nut, $\frac{3}{8}$ UNC (Thin Head) } Lifting Arm	1	
607392	Phillidas Nut, $\frac{3}{8}$ UNC (Thin Head) } Alternatives	1	
19 907009	Lower Link—R.H.	1	} Alternatives
907014	Lower Link—R.H.	1	
20 903399	Link Pin	2	
21 66408	Linch Pin and Ring	4	
22 900054	Link Pin	2	
23 900055	Bush	2	
24 900139	Linch Pin and Ring	2	

LIFT ROD AND LOWER LINK

25 907936	Lift Rod Assembly	1	
901961	Adjustment Screw	1	} 907936
26 907946	Outer Tube	1	
14 901962	Pivot Pin	1	
15 901960	Fork End	1	
16 901963	Bush	1	
13176	Grease Nipple	2	
17 907938	Adjusting Nut	1	
18 601413	Bolt, $\frac{3}{8}$ UNC \times $3\frac{1}{2}$ in.	1	
19476	Washer, $\frac{3}{8}$ in.	1	
607332	Nyloc Nut, $\frac{3}{8}$ UNC (Thin Head) } Lift Arm	1	
607392	Phillidas Nut, $\frac{3}{8}$ UNC (Thin Head) } Alternatives	1	
27 907010	Lower Link—L.H.	1	} Alternatives
907015	Lower Link—L.H.	1	
28 906999	Check Chain Assembly	1	
29 62995	Linch Pin and Ring	2	

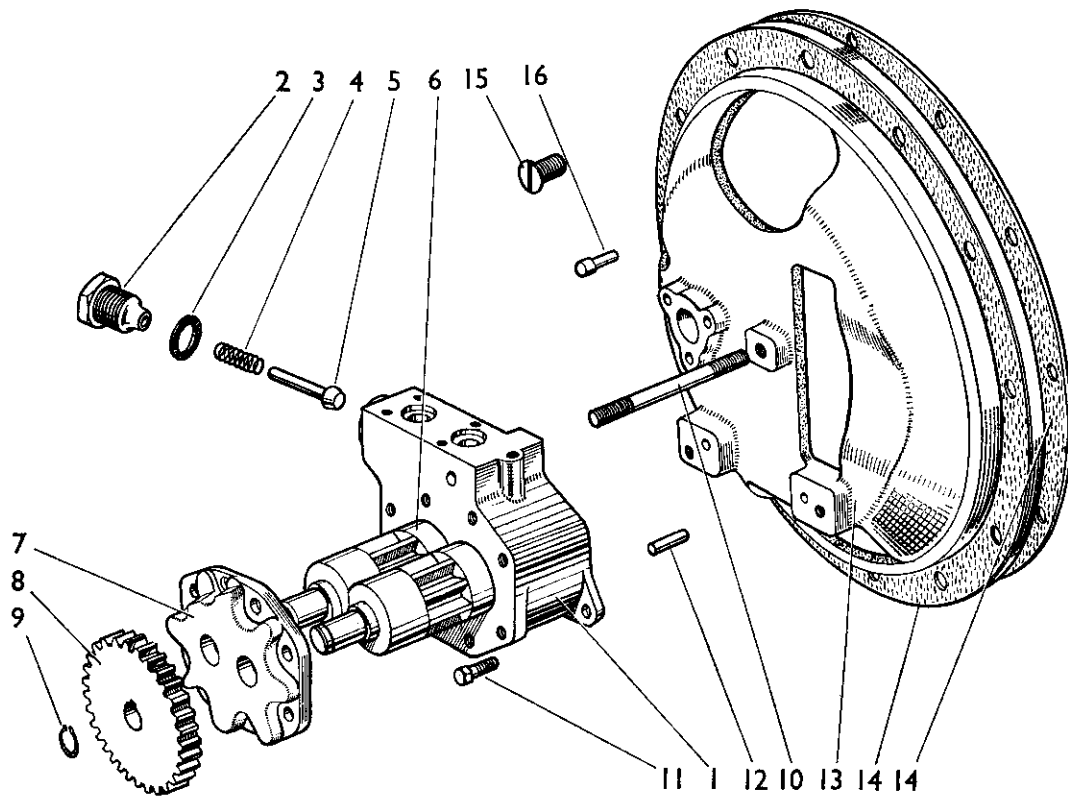


FIGURE 41

Fig. 41 Part No. Description Quantity Remarks

HYDRAULIC LIFT PUMP

	961023	Hydraulic Pump (with Valve Housing and Gear)	...	1	
	901637	Pump Assembly	...	1	
1	903208	Pump Body	...	1	} 901637
2	903096	Plug	...	1	
3	903097	Bonded Seal	...	1	
4	903098	Spring	...	1	
5	903099	Poppet	...	1	
6	903095	Rotor Pack	...	1	
	960648	"O" Ring	...	2	
7	903209	End Plate	...	1	
	612905	Bolt, $\frac{3}{8}$ UNF \times $1\frac{1}{8}$ in.	...	6	
	612904	Bolt, $\frac{7}{16}$ UNF \times 1 in.	...	2	
8	30081A	Driven Gear	...	1	
	19604	Key—Woodruff No. 405	...	1	
9	30114	Circlip	...	1	
10	608221	Stud, $\frac{3}{8}$ UNC \times $3\frac{1}{2}$ in.	...	1	
11	602905	Setscrew, $\frac{3}{8}$ UNC \times $1\frac{1}{8}$ in.	} Pump to Back Plate	2	
	19482	Spring Washer, $\frac{3}{8}$ in.		3	
	607002	Nut, $\frac{3}{8}$ UNC		1	
12	24853	Dowel	...	2	
13	905667	Support Plate	...	1	
14	89175	Gasket—Plate to RAC and PTO Unit	...	2	
15	605157	Screw, $\frac{7}{16}$ UNC \times $1\frac{1}{2}$ in.	...	1	
16	24827	Headed Dowel, $\frac{7}{16}$ \times $1\frac{1}{2}$ in.	...	1	
	961003	Hydraulic Pump (with Valve Housing and Gear)—Reconditioned	...	1	

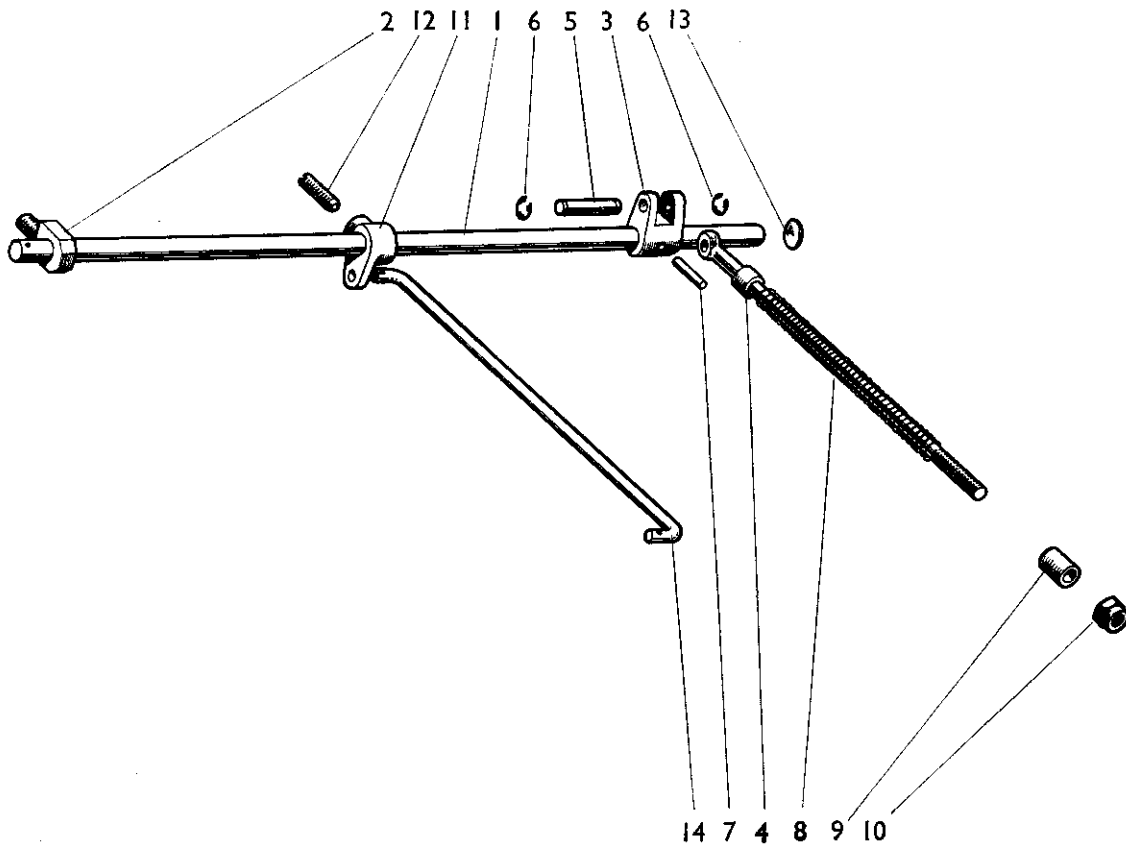


FIGURE 42

Fig. 42 Part No.

Description

Quantity

Remarks

CONTROLS—HYDRAULIC LIFT PUMP

1	902991	Control Shaft	1	
2	906001	Control Shaft Support	1	
3	904146	Lever and Thrust Button	1	
4	903365	Connecting Rod	1	
5	903373	Pin	1	
6	621585	"E" Clip	2	
7	623740	Spring Dowel Pin	1	
8	625118	Spring	1	
9	903368	Collar	2	
10	14420	Nyloc Nut, $\frac{7}{16}$ BSF	1	
11	902990	Operating Lever	1	
12	30111	Locating Screw	1	
	626674	Special Washer, $\frac{1}{2}$ in.	2	
	19535	Split Pin, $\frac{1}{8} \times \frac{3}{8}$ in.	2	
13	24711	Welch Plug, $\frac{3}{8}$ in.	1	
	19441	Locknut, $\frac{7}{16}$ BSF	1	
14	902989	Operating Rod—Pump	1	
	19470	Washer, $\frac{1}{2}$ in.	2	
	19520	Split Pin, $\frac{1}{8} \times \frac{3}{8}$ in.	2	

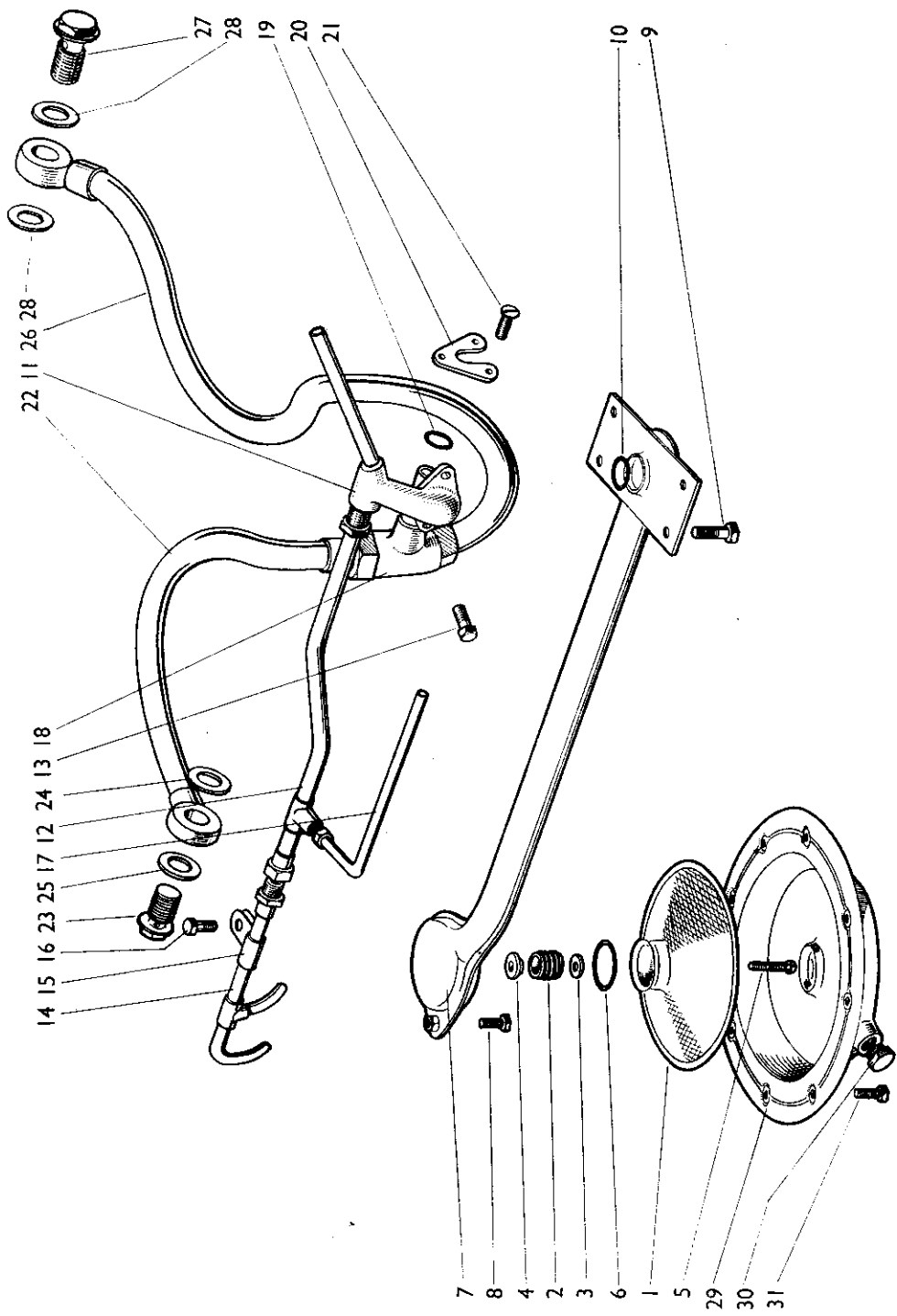


FIGURE 43

OIL FILTER AND PIPES—HYDRAULIC LIFT PUMP

Part No.	Description	Quantity	Remarks
961026	Oil Filter (Complete)	1	
1 906861	Filter Gauze	1	} 961026
2 904390	Magnetic Filter	1	
3 904389	Distance Piece	1	
4 904388	Locating Washer	1	
5 624300	Screw, Rd. Hd., 2 BA × 1½ in.	1	
623002	Nyloc Nut, 2 BA	1	
6 15279	"O" Ring	1	
7 906862	Oil Suction Pipe	1	
8 602806	Setscrew, ⅜ UNC × 1½ in.	1	
19481	Spring Washer, ⅜ in.	1	
9 12131	Bolt, ½ BSF × ⅜ in.	4	
19480	Spring Washer, ½ in.	4	
10 15596	"O" Ring	1	
11 906787	Elbow and Pipe—to PTO	1	
12 906789	Pipe—Elbow to Union	1	
13 602702	Setscrew, ¼ UNC × ⅜ in.	2	
19480	Spring Washer, ¼ in.	2	
14 906788	Pipe—Gearbox Lubrication	1	
15 621614	Pipe Clip	1	
19480	Spring Washer, ¼ in.	1	
16 602701	Setscrew, ¼ UNC × ½ in.	1	
17 906791	Lubrication Pipe—Tee Piece to Ram Cylinder	1	
14676	Olive, ½ in. Dia. Pipe	1	
617950	Tubing Nut, ⅜ UNF	1	
18 89127	Connector—Pipes to Pump	1	
19 24676	"O" Ring	1	
20 89170	Clamping Plate	1	
21 604005	C'sk. Screw, ¼ UNC × ¾ in.	3	
22 901889	Pipe—Connector to Cylinder	1	
23 11765	Banjo Bolt	1	
24 626784	Sealing Washer	1	
25 626782	Sealing Washer	1	
26 903391	Pipe—Connector to Valve	1	
27 67801	Banjo Bolt, ¾ BSP	1	
28 626785	Sealing Washer	2	
29 904222	Rear Sump Cover	1	
906764	Gasket—Sump Cover	1	
30 19581	Drain Plug	1	
626765	Washer, ½ BSP	1	
31 602802	Setscrew, ⅜ UNC × ⅜ in.	8	
19481	Spring Washer, ⅜ in.	8	

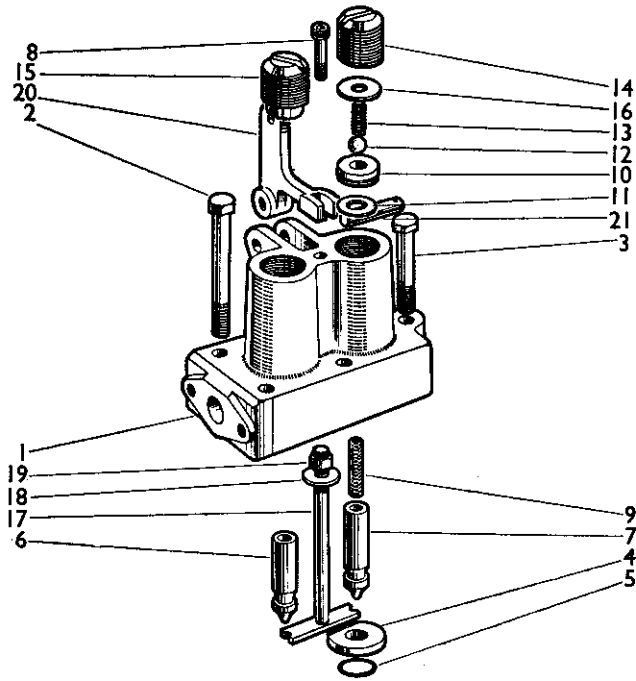


FIGURE 44

Fig. 44 Part No.

Description

Quantity

Remarks

CONTROL VALVE—HYDRAULIC LIFT PUMP

Part No.	Description	Quantity	Remarks
961024	Control Valve (Complete) ...	1	
1 961025	Valve Housing and Plungers ...	1	
2 24838	Bolt, $\frac{1}{8}$ BSF \times $2\frac{1}{2}$ in. ...	2	
3 19227	Bolt, $\frac{1}{8}$ BSF \times $1\frac{1}{2}$ in. ...	2	
19481	Spring Washer, $\frac{1}{8}$ in. ...	5	
4 901638	Valve Seat ...	2	
5 24852	Sealing Ring ...	2	
6 903298	Plunger—Leak-off Valve ...	1	
7 89236	Plunger—Control Valve ...	1	
8 624677	Screw, Cap Head, $\frac{1}{8}$ BSF \times $1\frac{1}{2}$ in. ...	1	
9 24832	Valve Return Spring ...	2	
10 901965	Ball Seat Insert ...	1	
11 15735	Special Washer ...	2	
12 17063	Ball, $\frac{1}{4}$ in. Dia. ...	1	
13 24831	Spring ...	1	
14 89238	Special Plug ...	1	
15 901967	Sealing Plug ...	1	
16 {	89239 Shim, .003 in. ...	As req'd	} 3 Nominal
	89240 Shim, .007 in. ...	As req'd	
	89241 Shim, .015 in. ...	As req'd	
17 906102	Valve Operating Lever ...	1	
18 89245	Special Washer ...	1	
19 607300	Nyloc Nut, $\frac{1}{4}$ UNC ...	1	
20 89246	Bell Crank ...	1	
21 89247	Pin—Valve Housing ...	1	
19470	Washer, $\frac{1}{4}$ in. ...	2	
11934	Split Pin, $\frac{1}{16}$ \times $\frac{1}{2}$ in. ...	2	

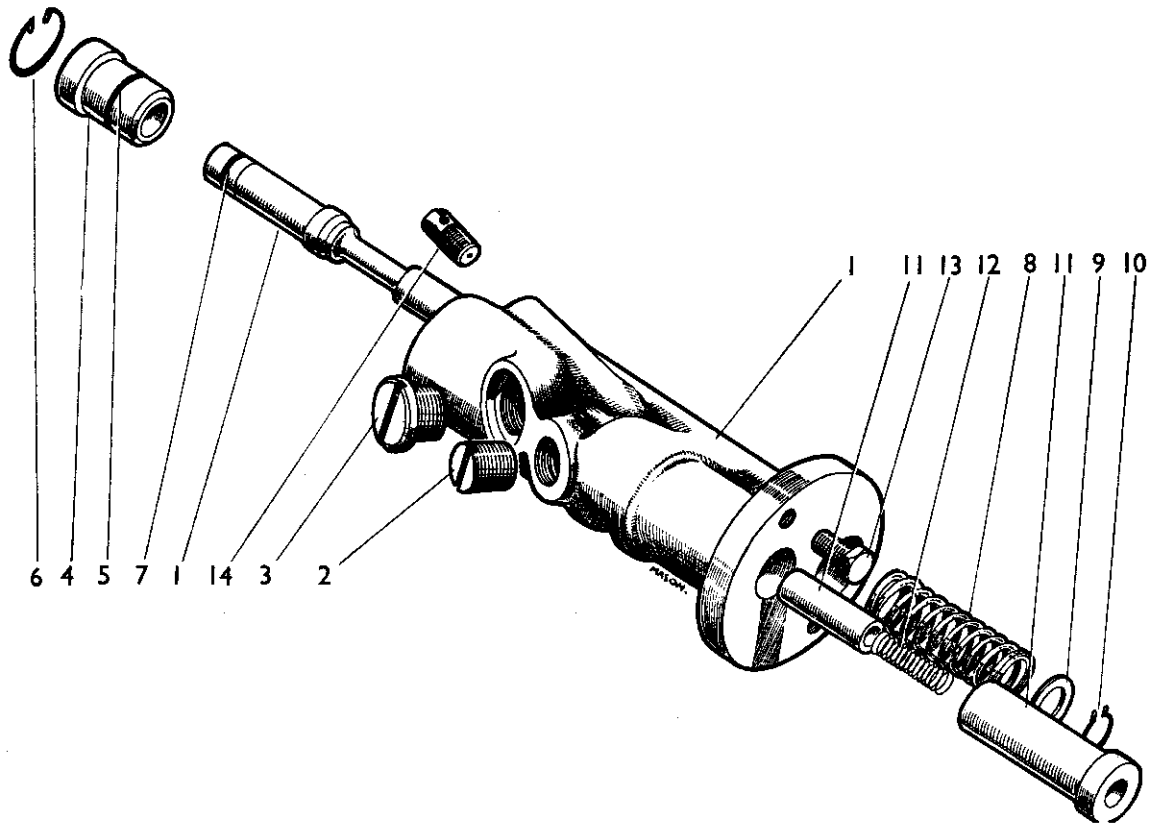


FIGURE 45

Fig. 45 Part No.

Description

Quantity

Remarks

DEPTH CONTROL VALVE AND BODY

	961029	Valve Body (Complete with valves)	1	
1	961030	Valve Body and Spindle (Not supplied separately)	1	} 961029
2	606090	Grub Screw, $\frac{3}{8}$ UNC	1	
3	609440	Plug—Valve Body	1	
	626780	Washer	1	
4	902976	Sleeve	1	
5	623540	"O" Ring, $\frac{1}{4}$ in. O/Dia.	1	
6	14143	Circlip, $\frac{1}{8}$ in.	1	
7	24554	"O" Ring, $\frac{1}{2}$ in. O/Dia.	1	
8	625117	Return Spring...	1	
9	902978	Thrust Washer	1	
10	15457	Circlip, $\frac{7}{16}$ in.	1	
11	961028	Sleeve and Plunger (Not supplied separately)	1	
12	12043	Spring	1	
14	907213	Restrictor Valve	1	
13	602805	Setscrew, $\frac{1}{8}$ UNC x 1 in.	...	Valve	...	2	
	19481	Spring Washer	...	body fixing	...	2	

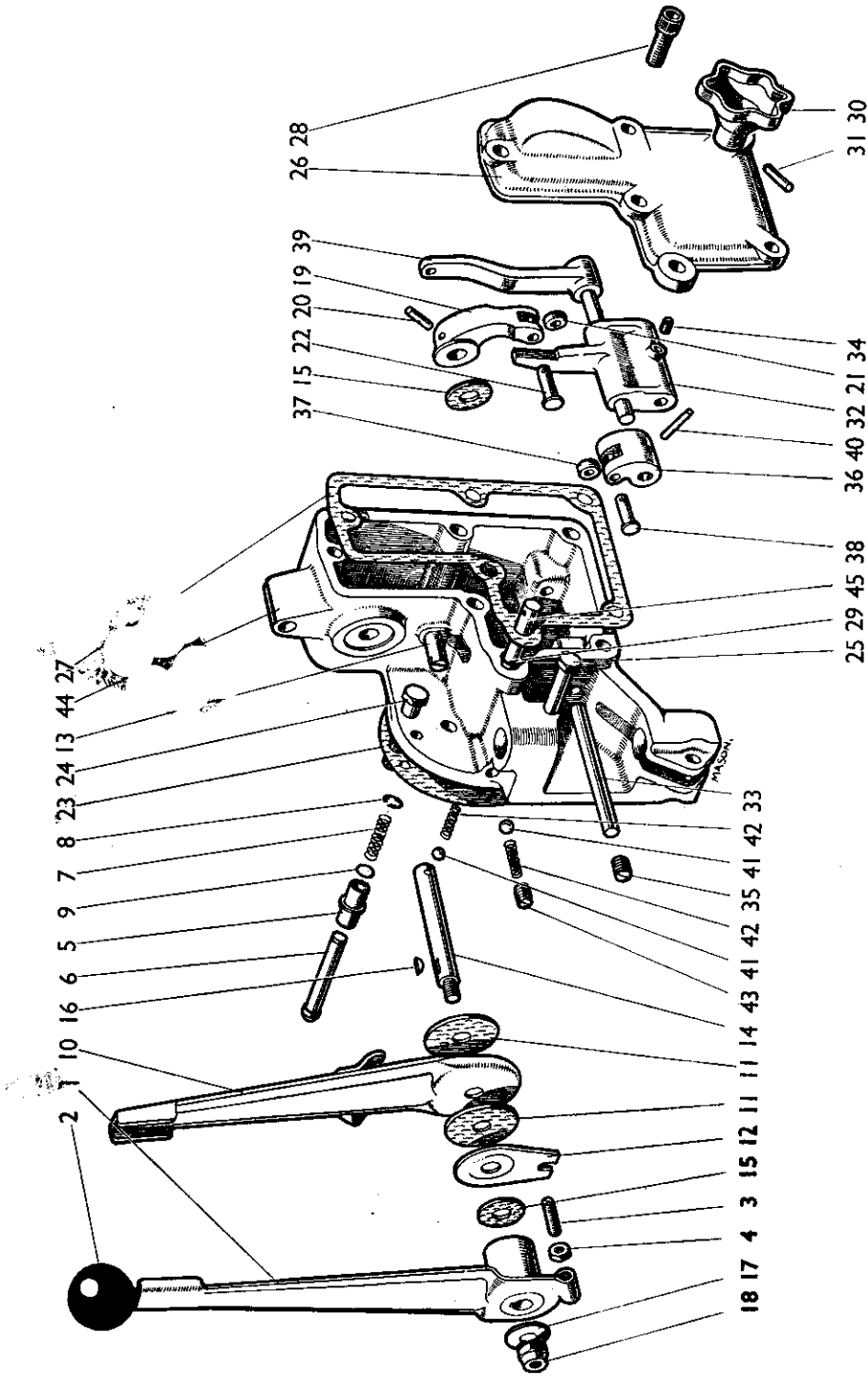


FIGURE 46

HYDRAULIC CONTROLS

Part No.	Description	Quantity	Remarks
1	903374 Control Lever	1	
2	902270 Knob	1	
3	903380 Grub Screw	1	
4	19441 Locknut, $\frac{1}{8}$ BSF	1	
5	903436 Insert	1	
6	903437 Plunger	1	
7	908934 Spring (Replaces 12043)	1	
	19470 Washer, $\frac{1}{4}$ in.	2	
8	621583 "E" Clip	1	
9	14658 "O" Ring	1	
10	903439 Preset Guide	1	
11	903019 Friction Disc	2	
12	903020 Restraining Plate	1	
13	908210 Stop	1	
14	906003 Shaft—Control Lever	1	
15	903018 Friction Washer	2	
16	19603 Woodruff Key—No. 305	1	
17	626723 Belleville Washer	1	
18	607052 Locknut, $\frac{3}{8}$ UNC (Replaces 607302)... ..	2	
19	903505 Actuating Lever	1	
20	623733 Mills Pin, $\frac{1}{8} \times \frac{3}{8}$ in.	1	
21	903046 Roller	1	
22	903045 Pin	1	
	19470 Plain Washer, $\frac{1}{4}$ in.	1	
	19520 Split Pin, $\frac{1}{8} \times \frac{1}{2}$ in.	1	
23	903026 Gasket	1	Box to
24	602806 Setscrew, $\frac{1}{8}$ UNC $\times 1\frac{1}{8}$ in.	2	rear
25	600217 Bolt, $\frac{1}{2}$ UNC $\times 3$ in.	1	axle
	19481 Spring Washer, $\frac{1}{8}$ in.	3	casing
26	902984 Cover	1	
27	902985 Gasket—Cover	1	
28	605534 Cheesehead Screw, $\frac{1}{8}$ UNC $\times \frac{7}{8}$ in.	5	
29	14573 "O" Ring	1	
30	901698 Hand Wheel, TCU	1	
31	623930 Spring Dowel, $\frac{1}{8} \times \frac{3}{4}$ in.	1	
32	903010 Rocker Lever	1	
33	903014 Pivot Pin—Rocker	1	
34	11160 Grub Screw, $\frac{1}{4}$ BSF	1	
35	606070 Grub Screw, $\frac{1}{8}$ UNC	2	
36	903012 Lever—Plunger	1	
37	903046 Roller	1	
38	903045 Pin	1	
	19470 Washer	1	
	19520 Split Pin, $\frac{1}{8} \times \frac{1}{2}$ in.	1	
39	907905 Operating Lever	1	
40	623734 Mills Pin, $\frac{1}{2} \times \frac{3}{4}$ in.	1	
41	17063 Ball	2	
42	14367 Spring	2	
43	606021 Grub Screw	1	
44	905684 Control Box	1	
45	903025 Adjusting Spindle—Hand Wheel	1	

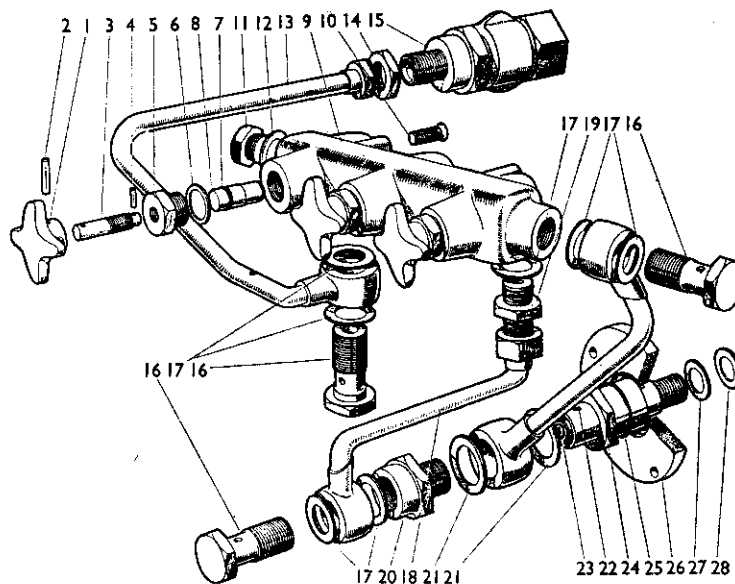


FIGURE 47

Fig. 47 Part No.

85779
961054

THREE-WAY HYDRAULIC VALVE (U279) (With Exactor Coupling)
(Less Exactor Coupling)

	Part No.	Description	Quantity	Remarks
	902761	Selector Valve Assembly	1	} 902761
1	901871	Handwheel	3	
2	623727	Mills Pin, $\frac{3}{8} \times \frac{1}{4}$ in.	3	
3	901869	Valve Spindle	3	
4	623730	Mills Pin, $\frac{1}{4} \times \frac{1}{2}$ in.	3	
5	901870	Screwed Bush	3	
6	15143	Copper Washer	3	
7	623534	Sealing Ring	3	
8	901868	Plunger	1	
9	901867	Valve Body	4	
10	624712	Screw, C'sk., $\frac{7}{8}$ in.	2	
11	624745	Plug, $\frac{1}{2}$ BSP $\times \frac{7}{8}$ in. (Replaces 24850)	1	
13	901883	Pipe—Valve Body to Take-off	1	
14	19647	Locknut	1	
15	34087	Exactor Coupling	1	
	960657	Dust Cover—Exactor Coupling	3	
16	901876	Banjo Bolt, $\frac{1}{2}$ BSP	8	
17	626783	Sealing Washer, $\frac{1}{2}$ BSP	1	
18	901885	Pipe—Valve Body to Distributor	1	
19	30100	Adaptor, $\frac{1}{2}$ BSP	1	
20	901875	Extension	2	
21	37712	Sealing Washer	1	
22	901887	Pipe—Distributor to Valve Body	1	
23	24701	Cord Ring, $\frac{7}{8}$ in. Dia.	1	
24	901874	Body and Tube	1	
25	24618	“O” Ring, 1 $\frac{1}{8}$ in. Dia.	1	
26	905475	Cover Plate	3	
	19471	Washer, $\frac{1}{8}$ in.	1	
27	626784	Sealing Washer	1	
28	626782	Sealing Washer	1	

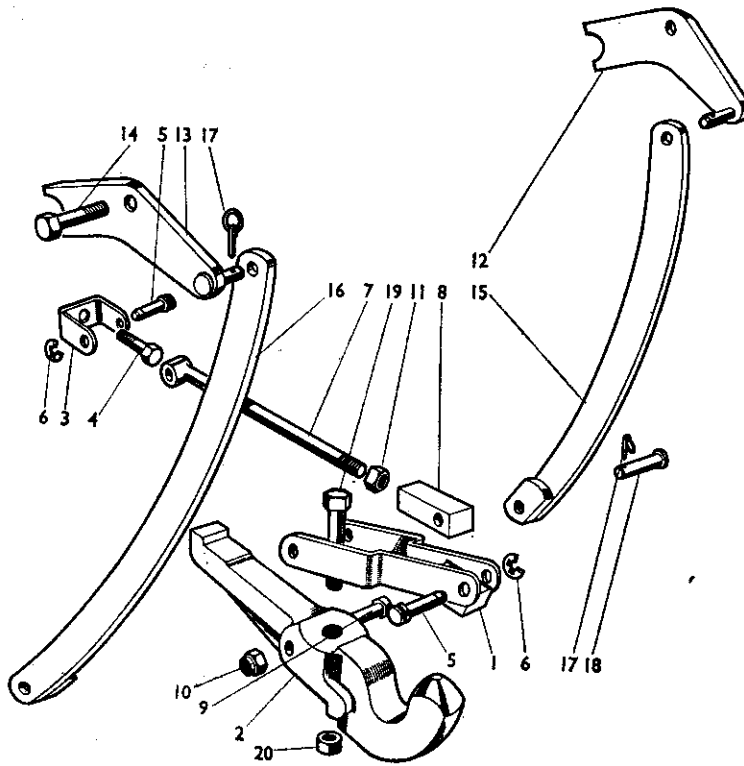


FIGURE 48

Fig. 48 Part No.

Description

Quantity

Remarks

906995 PICK-UP HITCH (U385)

Part No.	Description	Quantity
1 904494	Locking Jaw	1
2 904887	Towing Hook	1
3 904500	Bracket—Adjusting Link	1
4 600608	Bolt, $\frac{7}{8}$ UNC \times $2\frac{1}{2}$ in.	1
19483	Spring Washer	1
5 904505	Clevis Pin	2
6 38632	Spring Clip	2
7 904501	Adjusting Link	1
8 904502	Block—Adjusting Link	1
9 600818	Bolt, $\frac{1}{2}$ UNC \times 4 in. Locking Jaw (Supersedes 904503)	1
10 607304	Nyloc Nut, $\frac{1}{2}$ UNC (Replaces Circlip 11302)	2
11 19445	Locknut, $\frac{5}{8}$ BSF	1
12 908415	Lift Arm, R.H.	1
13 908414	Lift Arm, L.H.	1
14 601416	Bolt, $\frac{3}{4}$ UNC \times $4\frac{1}{2}$ in.	2
15 907125	Lift Rod, R.H.	1
16 907126	Lift Rod, L.H.	1
17 66408	Linch Pin and Ring	2
900139	Linch Pin and Ring	2
18 903936	Selector Pin	2
19 601611	Bolt, $\frac{7}{8}$ UNC \times $3\frac{3}{4}$ in.	1
20 607308	Nyloc Nut, $\frac{7}{8}$ UNC	1

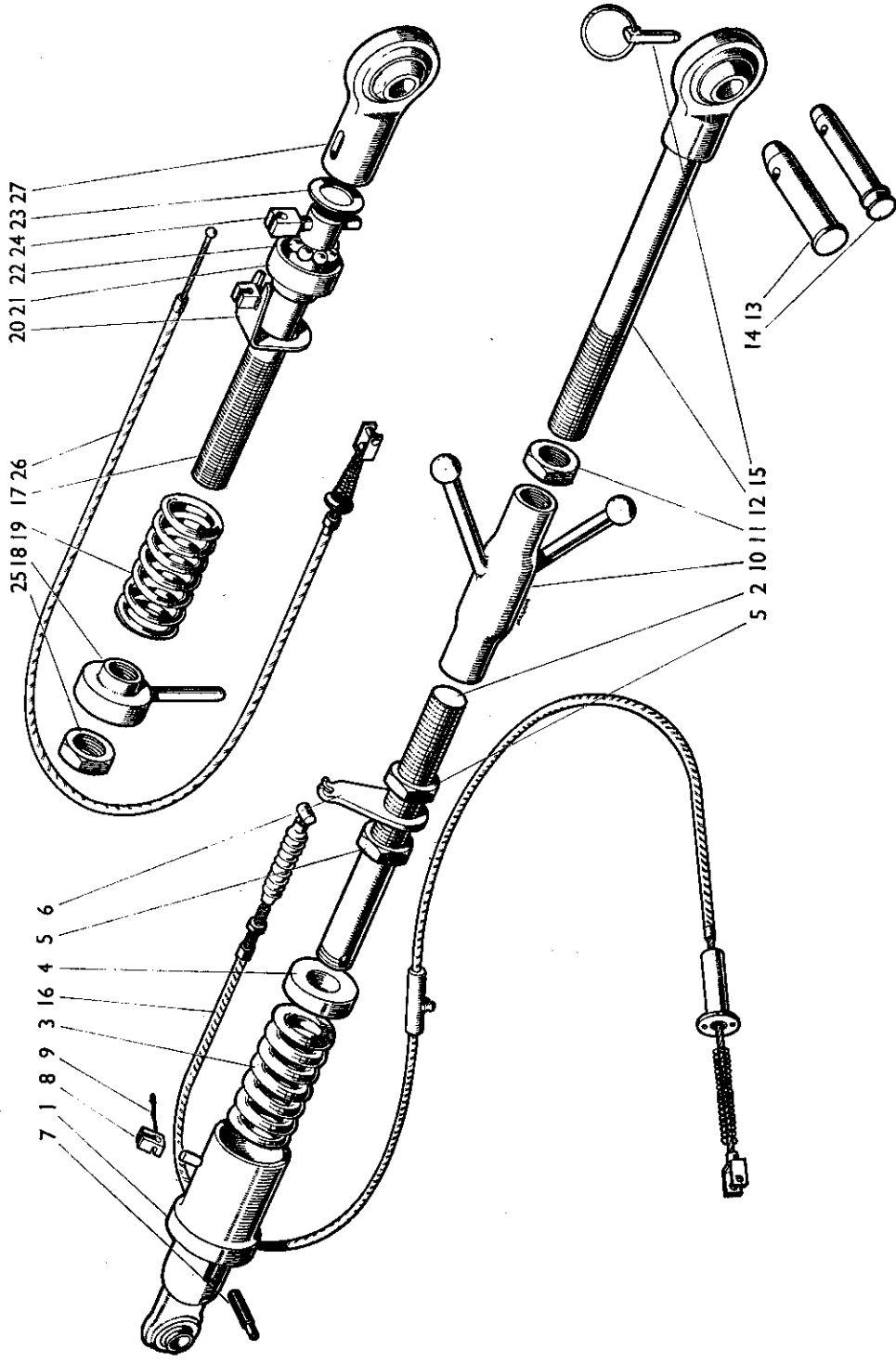


FIGURE 49

TOP LINK

Part No.	Description	Quantity	Remarks
960959	Top Link—Tractor End	1	
1 907950	Spring Housing	1	960959
2 907043	Screwed Shaft	1	
3 902884	Spring	1	
4 903063	Abutment Washer	1	
5 19448	Locknut, 1½ BSF	2	
6 903430	Inner Cable Abutment	1	
7 { 623900	Spring Pin (outer)	1	
7 { 623910	Spring Pin (inner)	1	
8 903428	Outer Cable Abutment	1	
9 38632	Spring Clip	1	
10 46246	Turnbuckle	1	
10 13176	Grease Nipple—Turnbuckle	1	
11 623308	Locknut, ½ BSF—L.H....	1	
12 904212	Screw and Housing	1	
13 65690	Link Pin—(Category 2)	1	
14 903981	Link Pin—(Category 1)	1	
15 62995	Linch Pin and Ring	1	
16 903415	Cable Assembly	1	
906182	Dirt Excluder	1	
22179	Grease Nipple—Cable	1	
12121	Screw, 2 BA × ½ in.	2	
19488	Spring Washer, ⅜ in.	2	
19925	Clip	1	

907187
907188

**OVERLOAD RELEASE—TOP LINK—Part of U399 (Livedrive)
U400 (Non-Livedrive)**

17 904264	Ball Locating Shaft	1
18 904266	Adjusting Nut and Peg	1
19 46243	Spring	1
20 46242	Cable Retainer	1
21 46241	Thrust Collar	1
22 13506	Ball	11
23 46240	Thrust Washer	1
24 46239	Cable Retainer and Pin	1
25 623308	Locknut, 1½ BSF—L.H.	1
26 904560	Cable Assembly	1
27 904262	Rear Ball End Assembly	1
13 65690	Link Pin—(Category 2)	1
14 903981	Link Pin—(Category 1)	1
15 62995	Linch Pin and Ring	1

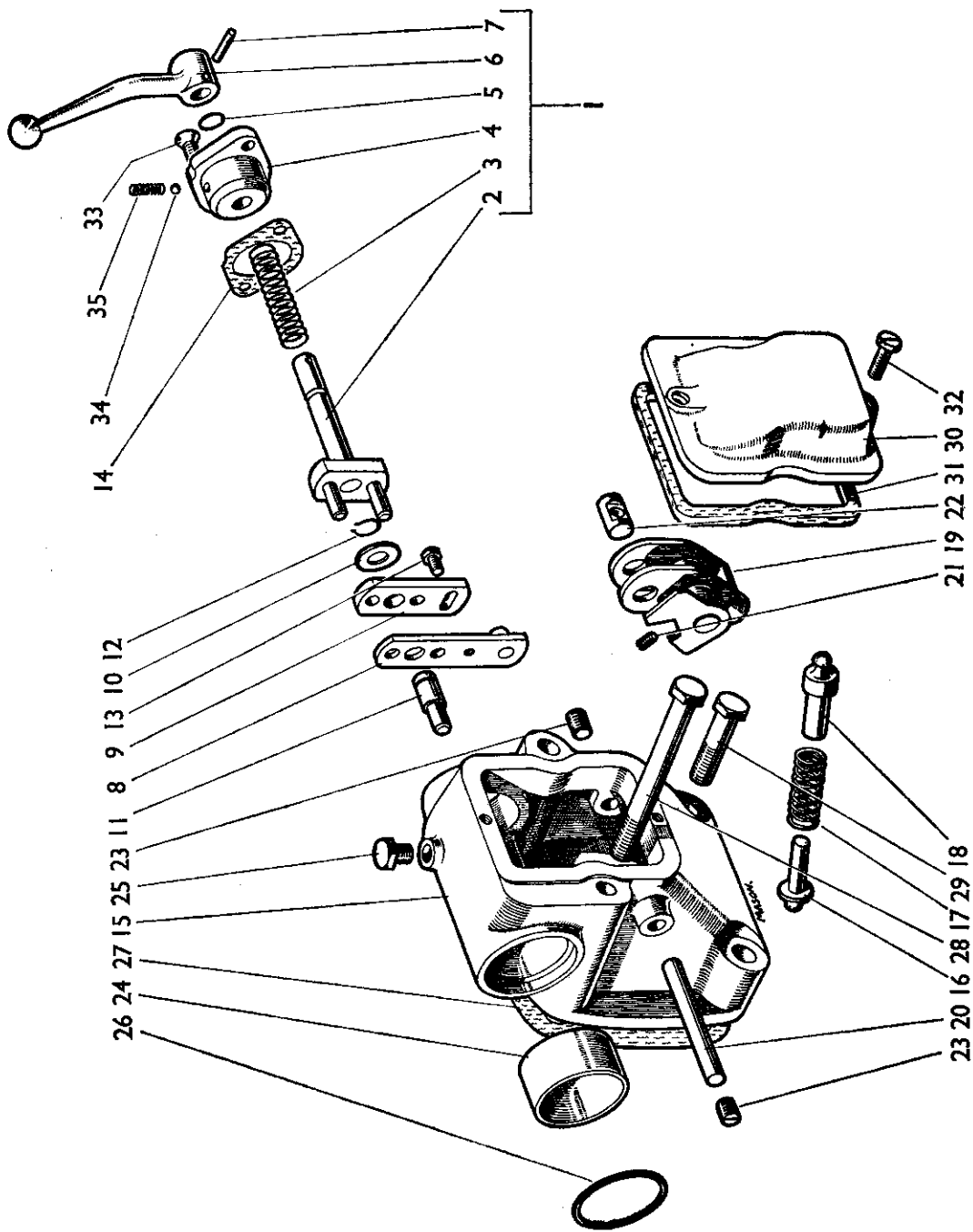


FIGURE 50

**VERRIDE MECHANISM AND
RAMSHAFT BRACKET**

Part No.	Description	Quantity	Remarks
1	903484 Override Control Assembly	1	
2	903400 Dog Clutch	1	903484
3	625123 Spring	1	
4	903480 Housing	1	
5	900380 "O" Ring	1	
6	903479 Override Lever	1	
7	623740 Spring Dowel, $\frac{1}{16}$ in.	1	
8	906418 Striker	1	
9	903464 Locating Plate	1	
10	903406 Retaining Washer	1	
11	903407 Extension (Part of Ramshaft Assembly 906477)	1	
12	621589 Circlip, $\frac{1}{2}$ in. Dia. Ext.	1	905693
13	610102 Wedglok Bolt, $\frac{1}{2}$ UNF \times $\frac{1}{16}$ in.	1	
	19470 Washer, $\frac{1}{4}$ in.	1	
14	903412 Gasket	1	
	905693 Ramshaft Bracket Assembly	1	
15	906530 Ramshaft Bracket	1	
16	903356 Inner Plunger	1	
17	625122 Spring	1	
18	903355 Outer Plunger	1	
19	903357 Operating Lever	1	
20	903014 Pivot Pin—Rocker	1	
21	11160 Grub Screw	1	905693
22	903370 Pin—Operating Lever	1	
23	606070 Grub Screw, $\frac{1}{16}$ UNC \times $\frac{1}{2}$ in.	2	
24	30126 Bearing	1	
25	906531 Breather	1	
26	623538 "O" Ring	1	
27	36310 Gasket	1	
28	600822 Bolt, $\frac{1}{2}$ UNC \times 5 in.	2	
29	600812 Bolt, $\frac{1}{2}$ UNC \times 2 $\frac{1}{2}$ in.	2	
	11518 Lockwasher, $\frac{1}{2}$ in.	4	
30	906887 Cover	1	905693
31	906888 Packing—Cover	1	
32	605004 Screw, Ch. Hd., $\frac{1}{4}$ UNC \times $\frac{3}{8}$ in.	2	
33	604005 Screw, $\frac{1}{4}$ UNC \times $\frac{3}{8}$ in.	2	
34	17063 Ball	1	
35	24563 Spring	1	

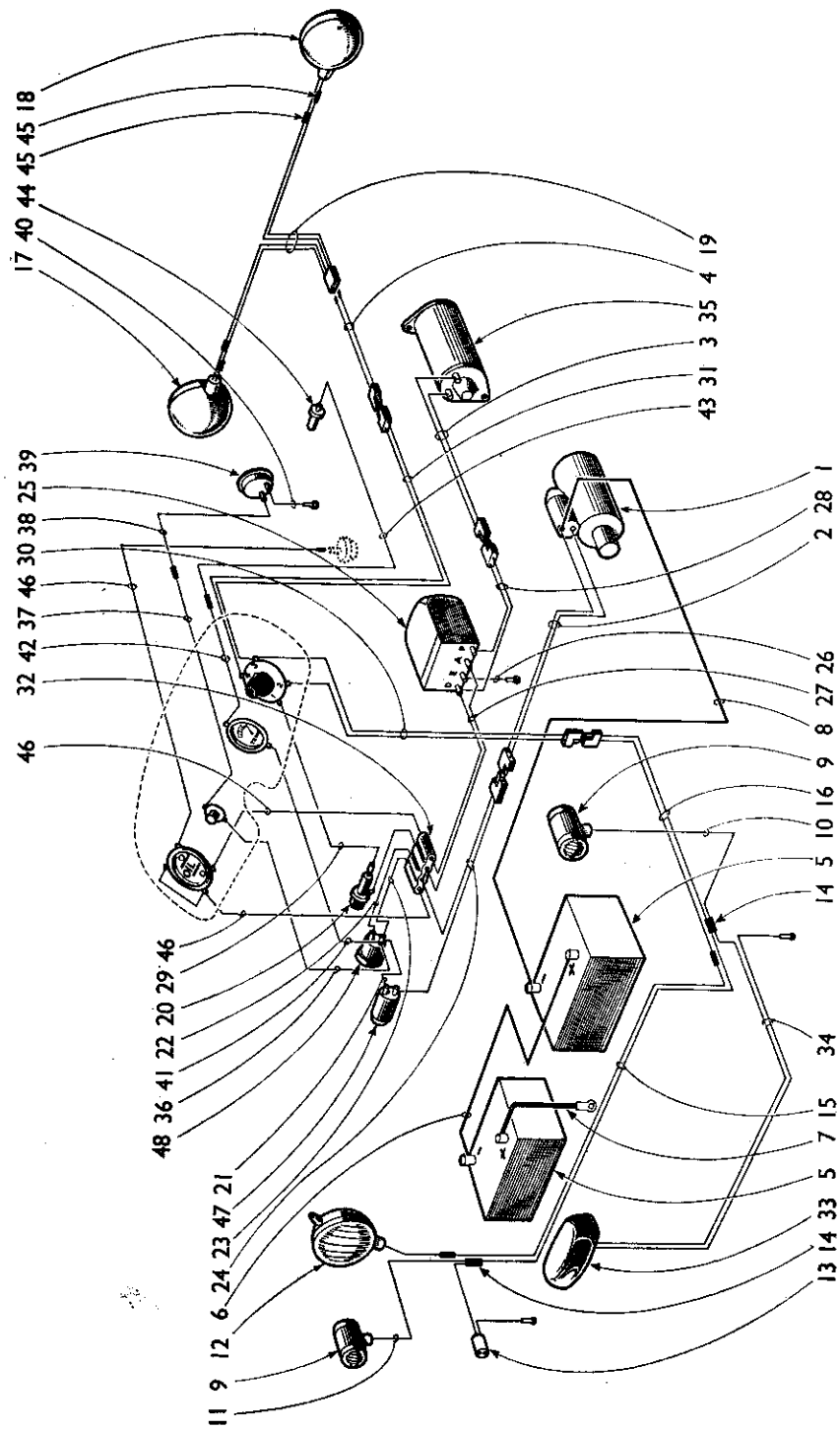


FIGURE 51

ELECTRICAL EQUIPMENT

Fig. 51 Part No.	Description	Quantity	Remarks
1	89772 Starter	1	
600408	Bolt, $\frac{3}{8}$ UNC \times 2 in.	1	
607002	Plain Nut, $\frac{3}{8}$ UNC	1	
600406	Bolt, $\frac{3}{8}$ UNC \times 1 $\frac{1}{2}$ in.	2	
19482	Spring Washer, $\frac{3}{8}$ in.	3	
908844	Cable—Starter to Earth	1	
2	907472 Lead—Starter to Connector	1	
24824	Clip—Lead to Clutch Housing	1	
602701	Setscrew, $\frac{1}{4}$ UNC \times $\frac{1}{2}$ in.	1	
19480	Spring Washer, $\frac{1}{4}$ in.	1	
87560	Rubber Cover—Starter Terminal	1	
907500	Conduit—Dynamo and Headlamp Leads	1	
621618	Clip—Conduit to Manifold	2	
19482	Spring Washer, $\frac{3}{8}$ in.	2	
607045	Nut, $\frac{3}{8}$ UNC (Replaces 607503)	2	
82317	Special Grommet—Conduit	2	
3	909607 Lead—Dynamo (Lucas C40A) to Connector	1	
907469	Lead—Dynamo (Lucas C39P/2) to Connector	1	
4	907470 Lead—Headlamps (Connector to Connector)	1	
5	62312 Battery—6 Volt	2	
6	900563 Cable—Connecting Batteries	1	
7	900588 Cable—Batteries to Earth	1	
8	900593 Cable—Batteries to Starter	1	
9	901970 Combined Side and Rear Lamp (see Page 84)	2	
904048	Cable Cover Shell—(Supplied with Side and Rear Lamp)	2	
87772	Cable Tube—R.H.	1	
87773	Cable Tube—L.H.	1	
19917	Clip	4	Cable
614983	Screw, Pan Hd, No. 10 UNF \times $\frac{3}{8}$ in.	4	tubes
19488	Spring Washer, $\frac{7}{8}$ in.	4	to
617049	Nut, No. 10 UNF	4	mudguards
10	907460 Lead—R.H. Side and Rear Light	1	
11	907459 Lead—L.H. Side and Rear Light	1	
12	902551 Rear Floodlamp (see Page 84)	1	
13	904078 Socket—Trailer Connection	1	
960896	Plug—Trailer Socket	1	
14	86230 Double Connector	2	
15	907465 Lead—Side and Floodlamp	1	
24824	Clip	1	Rubber socket
603924	Screw, Pan Hd, $\frac{1}{2}$ UNC \times $\frac{1}{2}$ in.	1	assembly, earth
19480	Spring Washer, $\frac{1}{2}$ in.	1	terminal and leads
607000	Nut, $\frac{1}{2}$ UNC	1	to floodlamp bracket
16	907467 Lead—Side-Lamp Connector	1	
19917	Clip	3	Leads
19932	Clip	1	to
614984	Screw, Pan Hd, No. 10 UNF \times $\frac{1}{2}$ in.	4	seat
19488	Spring Washer, $\frac{7}{8}$ in.	4	support
617049	Nut, No. 10 UNF	4	bracket
17	901837 Headlamp—L.H. } See Page 84	1	
18	901838 Headlamp—R.H. }	1	
19	903821 Lead—Connector to Headlamps	1	
903822	Cable Clip, Special—Headlamp Leads to Bonnet	13	
20	907475 Fuse Holder Assembly	1	
960980	Fuse Cap	1	907475
960981	Rubber Seal	1	
904459	Fuse, 25 Amp	1	
21	907461 Lead—Isolating Switch to Starter Button	1	
22	907457 Lead—Four-Way Connector to Isolating Switch	1	
23	907462 Lead—(Low Oil Warning)—Isolating Switch to Four-Way Connector	1	
24	908873 Lead—Starter Button to Connector	1	From Tractor 444553
907473	Lead—Starter Button to Connector	1	To Tractor 444552
25	900136 Regulator (Lucas 37229)—Used with Dynamo 35521	1	

Fig. 51 Part No.	Description	Quantity	Remarks
910422	Regulator (Lucas 37396)—Used with Dynamo 908882	1	
603926	Screw, Pan Hd. $\frac{1}{4}$ UNC \times $\frac{3}{8}$ in. Regulator	2	
19480	Spring Washer, $\frac{1}{4}$ in. to	2	
607000	Nut, $\frac{1}{4}$ UNC ... bracket	2	
19921	Cable Ferrule—Regulator Connections	4	
26 907458	Lead—Regulator to Earth	1	
27/28 908871	Harness—Regulator to Connectors	1	From Tractor 444553
908567	Harness—Regulator to Connectors...	1	To Tractor 444552
29 908872	Lead—Fuse to Lighting Switch	1	From Tractor 444553
907455	Lead—Fuse to Lighting Switch	1	To Tractor 444552
30 907466	Lead—(Side and Flood lights)—Switch to Connector	1	
31 907471	Lead—(Head Lamps)—Switch to Connector	1	
32 907477	Four-Way Connector	1	
19925	Clip—Ignition and Oil Warning Light Leads to L.H. Tank Support	1	
614983	Screw, Pan Hd. No. 10 UNF \times $\frac{3}{8}$ in.	1	
19488	Spring Washer, $\frac{3}{8}$ in.	1	
617049	Nut, No. 10 UNF	1	
19932	Clip—Lead to Oil Warning Switch to L.H. Tank Support	1	
621600	Nylastic Clip—Leads to Regulator Support Bracket	2	
19488	Spring Washer, $\frac{3}{8}$ in.	1	
11109	Plain Nut, 2 BA	1	
907501	Guard—Battery to Starter Cable	1	
15438	Cable Clip—Starter Cable to Tank Support	1	
621621	Cable Clip—Starter Cable to Gearbox Cover	1	
33 82303	Lamp—Rear Number Plate	1	
902460	Support Bracket	1	
12355	Domed Nut, 2 BA	2	
34 907464	Lead—Rear Lamp	1	
603924	Screw, Pan Hd., $\frac{1}{4}$ UNC \times $\frac{1}{2}$ in.	3	U417 (907435)
19480	Spring Washer, $\frac{1}{4}$ in.	3	
607000	Nut, $\frac{1}{4}$ UNC	3	
24824	Clip—Lead to Seat	1	
19930	Rubber Grommet	1	
621600	Nylastic Clip—Leads to Seat Support Bracket	2	
35 908882	Dynamo, 12 Volt, Lucas C40A (Replaces 35521)	1	
35521	Dynamo, 12 Volt, Lucas C39P/2	1	
36 908874	Lead—Isolating Switch to Horn Push	1	From Tractor 444553
907305	Lead—Isolating Switch to Horn Push	1	To Tractor 444552
37 908019	Lead—Horn Push to Connector	1	
38 908020	Lead—Connector to Horn	1	
39 907861	Horn and Bracket	1	
40 907996	Lead—Horn to Earth	1	
41 907997	Lead—Isolating Switch to Thermo-Gauge	1	
42 907998	Lead—Thermo Gauge to Connector	1	
43 907999	Lead—Connector to Sender	1	
44 907985	Sender	1	
45 67916	Connector—(Snap Connector—Single)	7	
46 908351	Warning Light Assembly (less Harness)	1	
47 19903	Starter Button	1	
48 68534	Isolating Switch (with Keys—2)	1	

← ILLUSTRATED ON PAGE 78

Fig. 52 Part No. Description Quantity Remarks

MAIN FRAME AND COVERS

1	903483	Main Frame—Front	1	
2	906676	Main Frame—Rear	1	
	627907	Red Cap	10	
2a	908838	Clutch Pit Cover	1	
	19470	Washer, $\frac{1}{2}$ in.	2	
	602733	Setscrew (Plated)	2	
3	600604	Bolt, $\frac{7}{16}$ UNC \times $1\frac{1}{2}$ in. Main frame	4	
	600603	Bolt, $\frac{7}{16}$ UNC \times $1\frac{1}{2}$ in. front to rear	6	

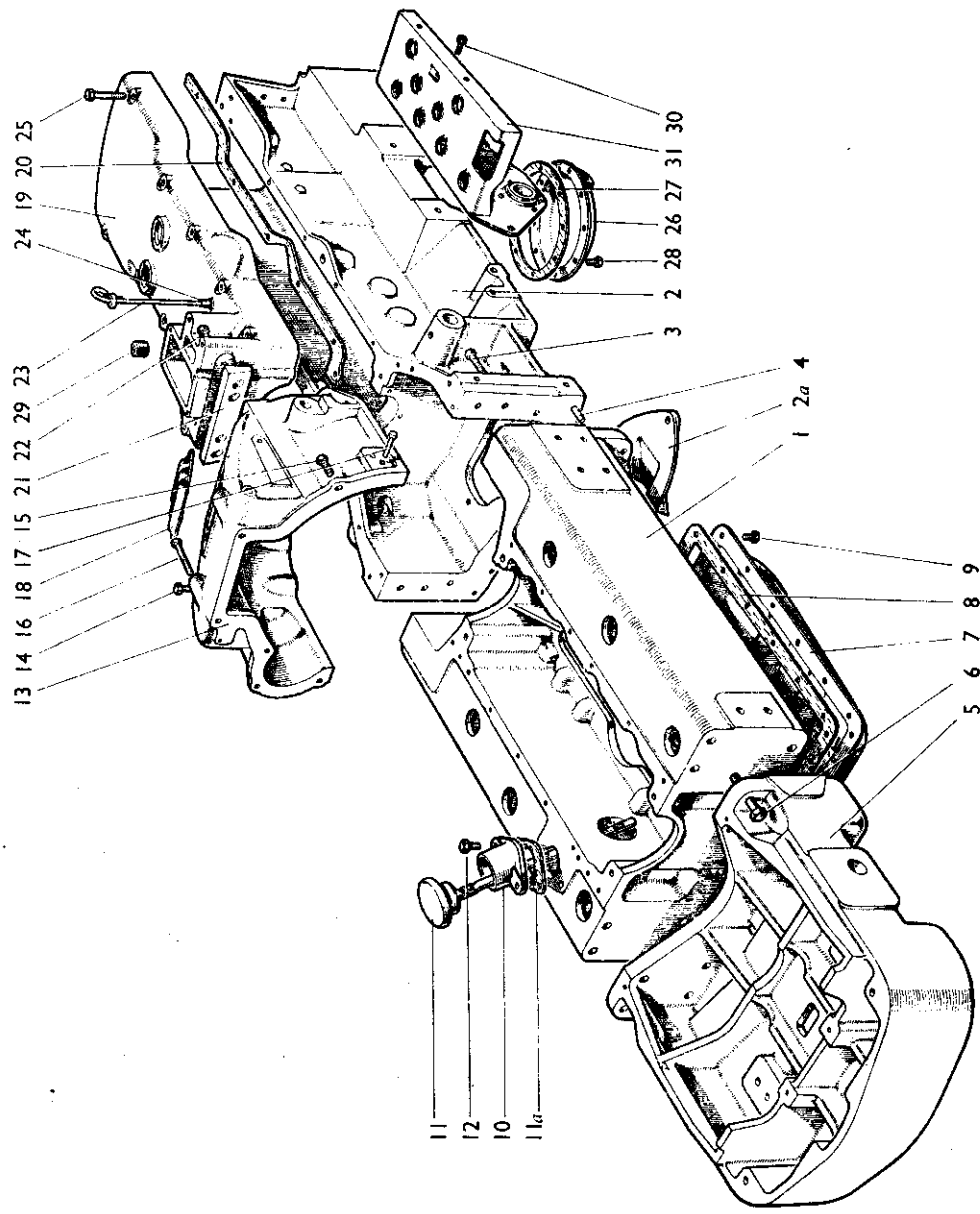


FIGURE 52

Fig. 52 Part No.

	Part No.	Description	Quantity	Remarks
	19483	Spring Washer, $\frac{7}{8}$ in.	10	Main frame
	607003	Nut, $\frac{7}{8}$ UNC	4	front to rear
4	30362	Dowel, $\frac{7}{8}$ in.	2	
	13176	Grease Nipple, $\frac{1}{4}$ ANF	2	
5	906460	Front Extension	1	
6	600604	Bolt, $\frac{7}{8}$ UNC \times $1\frac{1}{2}$ in.	4	Extension
	608311	Stud, $\frac{7}{8}$ UNC \times $2\frac{1}{2}$ in.	6	to front
	607003	Nut, $\frac{7}{8}$ UNC	6	main
	19483	Spring Washer, $\frac{7}{8}$ in.	10	frame
	15597	Bush—Trunnion Pin	4	
	13176	Grease Nipple—Trunnion Bearings	2	
7	904077	Sump Cover—(Steel Pressing)	1	
8	906429	Gasket—Sump Cover	1	
9	602802	Setscrew, $\frac{7}{8}$ UNC \times $\frac{3}{8}$ in.	18	
	19481	Washer, $\frac{7}{8}$ in....	1	
	24850	Drain Plug	1	
	626769	Washer—"Selon"	1	
10	902042	Oil Filler	1	
11	907595	Oil Filler Cap and Dipstick Assembly	1	
	907596	Dipstick	1	907595
	624150	Rivet—Special	2	
	15279	"O" Ring—Filler Cap	1	
11a	902043	Gasket—Oil Filler to Frame	1	
12	602905	Setscrew, $\frac{3}{8}$ UNC \times $1\frac{1}{8}$ in.	2	
	19482	Spring Washer, $\frac{3}{8}$ in.	2	
13	904964	Clutch Housing	1	
14	602905	Setscrew, $\frac{3}{8}$ UNC \times $1\frac{1}{8}$ in.	4	Housing to
	19482	Spring Washer, $\frac{3}{8}$ in.	4	rear frame
15	600409	Bolt, $\frac{3}{8}$ UNC \times $2\frac{1}{8}$ in....	1	Housing
16	600454	Bolt—Special	2	to
	607002	Nut, $\frac{3}{8}$ UNC	1	support
	19482	Washer, $\frac{3}{8}$ in.	3	plate
17	906963	Peg—Timing Location	1	
18	904246	Cover—Clutch Housing	1	
	602701	Setscrew, $\frac{1}{2}$ UNC \times $\frac{1}{2}$ in.	2	
	19480	Spring Washer, $\frac{1}{2}$ in.	2	
19	906677	Gearbox Cover	1	
20	906678	Gasket—Gearbox Cover	2	
21	904079	Wedge—Clutch Housing	1	
	904080	Shim—Clutch Housing	As req'd	
	600616	Bolt, $\frac{7}{8}$ UNC \times $3\frac{1}{2}$ in.	2	Gearbox
22	600612	Bolt, $\frac{7}{8}$ UNC \times $2\frac{1}{2}$ in.	1	cover to
	600610	Bolt, $\frac{7}{8}$ UNC \times $2\frac{1}{2}$ in.	1	clutch
	19483	Spring Washer, $\frac{7}{8}$ in.	4	housing
23	904238	Dipstick	1	
24	83884	Sleeve—Dipstick	1	
25	600615	Bolt, $\frac{7}{8}$ UNC \times $3\frac{1}{2}$ in.	9	Gearbox
	600665	Bolt, $\frac{7}{8}$ UNC \times $6\frac{1}{2}$ in.	1	cover
	600459	Bolt—Special	2	to
	19483	Spring Washer, $\frac{7}{8}$ in.	10	rear
	19482	Spring Washer, $\frac{3}{8}$ in.	2	frame
	600620	Bolt $\frac{7}{8}$ UNC \times $4\frac{1}{2}$ in.	5	Axle case to
	19483	Spring Washer, $\frac{7}{8}$ in.	5	gearbox cover
26	904222	Sump Cover—Rear Frame	1	
27	906764	Gasket	1	
	19581	Drain Plug, $\frac{1}{2}$ BSP	1	
	626765	Washer, $\frac{1}{2}$ BSP	1	
28	602802	Setscrew, $\frac{7}{8}$ UNC \times $\frac{3}{8}$ in.	8	
	19481	Spring Washer, $\frac{7}{8}$ in.	8	
29	12362	Taper Plug, 1 in. BSP	1	
	904187	Frame Platform Assembly—R.H.	1	
	85415	Bearing Bracket	1	904187
	904258	Bearing	1	
	628202	Huckbolt, $\frac{7}{8}$ in. dia. \times $\frac{1}{8}$ in.	4	
	628200	Collar—Huckbolt	4	
30	603003	Setscrew, $\frac{7}{8}$ UNC \times 1 in.	9	Platforms
	19483	Spring Washer, $\frac{7}{8}$ in.	9	to frame

Fig. 52 Part No.

	Part No.	Description	Quantity	Remarks
31	904188	Frame Platform Assembly—L.H....	1	
	85415	Bearing Bracket	1	904188
	904258	Bearing	1	
	628202	Huckbolt	4	
	628200	Collar—Huckbolt	4	
	907050	Ballast Weight—L.H.	1	U374 (906984)
	907052	Ballast Weight—R.H.	1	
	907051	Ballast Weight—Centre	1	
	603108	Setscrew, $\frac{1}{2}$ UNC \times $1\frac{1}{2}$ in.	3	
	14431	Washer—Special	3	
	19484	Spring Washer, $\frac{1}{2}$ in.	3	

← ILLUSTRATED ON PAGE 81

Fig. 53 Part No.

	Part No.	Description	Quantity	Remarks
"BUTLER" LAMPS				
	901837	Headlamp, L.H.	1	
	901838	Headlamp, R.H.	1	
1	960875	Rim	1	901837 901838
2	960879	Rim Catch—Bottom	1	
3	960898	Gasket—Reflector to Rim	1	
4	960883	Lens	1	
5	960874	Gasket—Lens to Reflector	1	
6	960876	Spring Retainer	4	
7	960870	Reflector	1	
8	960872	Centre Piece	1	
9	960882	Clamp	1	
10	960871	Contact and Tube	1	
11	960880	Screw—Rim	1	
12	960881	Barrel Nut	1	
13	960878	Pedestal	1	
14	960877	Nut	1	
15	960873	Cable—Earth	1	
	901970	Side and Rear Lamp...	1	901970
16	960887	Lens—Clear	1	
17	960889	Rubber Mounting—Black	1	
18	960888	Lens—Red	1	
19	960890	Adaptor Body...	1	
20	960884	Contact...	1	
21	904048	Cable Cover Shell	1	For Nut-fixing Switch see Page 84
22	960886	Coupling Nut	1	
23	960885	Fixing Nut	1	
	902551	Rear Floodlamp	1	902551
24	960894	Switch Cover—Rubber	1	
25	960899	Screw, 4BA	1	
	960900	Shakeproof Washer	1	
26	960893	Switch	1	
27	960891	Contact and Tube	1	
28	960892	Lens	1	
1	960875	Rim	1	
2	960879	Rim Catch—Bottom	1	
3	960898	Gasket—Reflector to Rim	1	
5	960874	Gasket—Lens to Reflector	1	
6	960876	Spring Retainer	4	
7	960870	Reflector	1	
8	960872	Centre Piece	1	
9	960882	Clamp	1	
11	960880	Rim Screw	1	
12	960881	Barrel Nut	1	
13	960878	Pedestal	1	
14	960877	Nut	1	
15	960873	Cable—Earth	1	

ILLUSTRATED OVERLEAF →

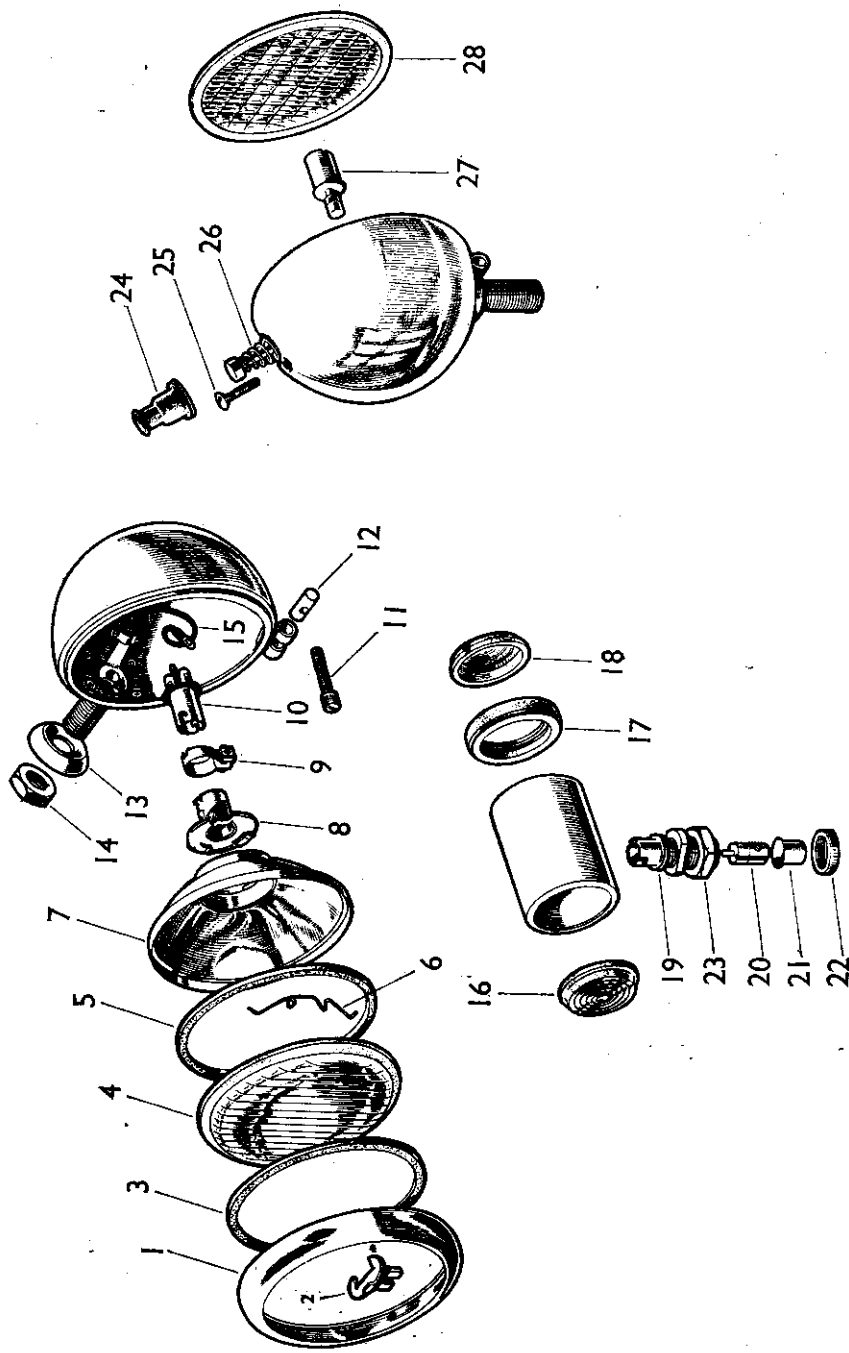


FIGURE 53

Fig. 53 Part No.	Description	Quantity	Remarks
961081	Switch Cover—Rubber	1	} Nut-fixing Switch
961080	Switch	1	
961082	Nut	1	